

**Shri Shivaji College of Education, Amravati**

**Action taken report of the Institution**

Our institution Shri Shivaji college of Education, Amravati collected the feedback about curriculum from Stakeholders, analyzed and suggestions sent to the Board of studies ( Education ) sant Gadge Baba Amaravati University, Amravati

Encl - Suggestions From Stakeholders

*[Handwritten Signature]*  
Principal

Shri Shivaji College of Education  
Amravati  
Amravati



## Shri Shivaji College of Education Amravati

### Suggestions received from feedback about curriculum by various stakeholders


Sr.No	Semester	Paper	Unit No	Present Content	Expected Changes	Justification
1	I	PE 101	Sessional Work	1. Case study of an adolescent learner	Case study of an adolescent learner / exceptional child should be added	Study of growth and development of exceptional child and problems and needs of them should be known to student teacher
2	I	P 108	Psychological Experiments	Any one activity of the following i) Experiments on mental fatigue ii) Creativity test iii) personality test any two iv) Emotional intelligence v) Measuring intelligence verbal vi) Non verbal	i) One Experiment and test should be added ii) Experiment on learning curve iii) Measuring intelligence performance test	* Learning is an important concept in the all round development of child * More choices are necessary for ideal question
3	II	PE - 201	Sessional Work	Case study Exceptional child	Case study: Exceptional child should be deleted and marks of this sessional work should be allotted as below Test ----- 10 Marks Assignment ----- 10 Marks Seminar ----- 10 Marks	Case study of Exceptional child is already included in sessional work of semester I
4	III	EPC304	Practicum	Critical Understanding of ICT	EPC 304 should be included in Semester I	Knowledge and application of ICT is necessary to give in the beginning of the programme

Received

*Dr. Meena Rokade*  
(Dr. Meena Rokade)  
Member of BOS (Education)  
SGBAU, Amravati

Received

*Dr. Sanjay B. Khadse*  
(Dr. Sanjay B. Khadse)  
Member of BOS (Education)  
SGBAU Amravati.



*Dr. Meena Rokade*  
Principal  
Shri Shivaji College of Education,  
Amravati  
Shri Shivaji College of Education  
Amravati

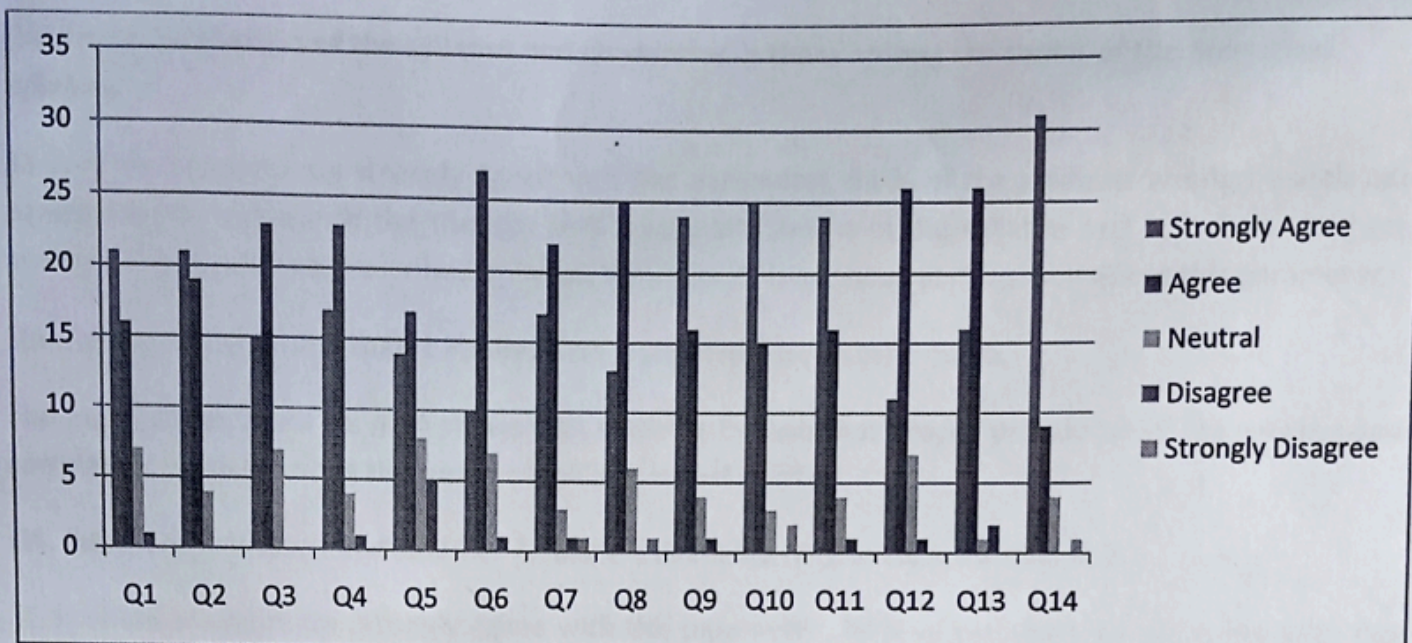
## ANALYSIS REPORT OF THE FEEDBACK FORM ON CURRICULUM FOR STUDENTS

YEAR 2021-22

The feedback form on curriculum for students was given to the students and feedback has been received on paper from students. The collected information was then analyzed. This feedback form has 14 parameters and students have to respond it on 5 point scale i.e. 5 for strongly Agree, 4 for Agree, 3 for Neutral, 2 for Disagree, 1 for strongly Disagree. The responses of the students were then analysed by means of frequency distribution of this 5 point scale and the graph of the frequency has been drawn.

	5	4	3	2	1	5	4	3	2	1		
	Frequency					Percentage					Mean	SD
<b>Q1</b>	21	16	7	1	0	47	36	16	2	0	4.27	0.81
<b>Q2</b>	21	19	4	0	0	47	42	9	0	0	4.31	0.82
<b>Q3</b>	15	23	7	0	0	33	51	16	0	0	4.18	0.68
<b>Q4</b>	17	23	4	1	0	38	51	9	2	0	4.24	0.71
<b>Q5</b>	14	17	8	5	0	31	38	18	11	0	3.84	1.07
<b>Q6</b>	10	27	7	1	0	22	60	16	2	0	4.02	0.69
<b>Q7</b>	17	22	3	1	1	38	49	7	2	2	4.13	0.97
<b>Q8</b>	13	25	6	0	1	29	56	13	0	2	4.09	0.79
<b>Q9</b>	24	16	4	1	0	53	36	9	2	0	4.40	0.75
<b>Q10</b>	25	15	3	0	2	56	33	7	0	4	4.36	0.96
<b>Q11</b>	24	16	4	1	0	53	36	9	2	0	4.40	0.75
<b>Q12</b>	11	26	7	1	0	24	58	16	2	0	4.04	0.71
<b>Q13</b>	16	26	1	2	0	36	58	2	4	0	4.24	0.71
<b>Q14</b>	31	9	4	0	1	69	20	9	0	2	4.53	0.84
<b>Total Mean &amp; SD</b>											<b>4.22</b>	<b>0.82</b>

- 5 for strongly Agree
  - 4 for Agree
  - 3 for Neutral
  - 2 for Disagree
  - 1 for Strongly Disagree



**Q1. Curriculum is academically flexible in terms of selection of electives and optional subjects.**

47 % of the students are strongly Agree with this parameter, 36 % of the students are Agree with this parameter i.e. they are of the thought that Curriculum is academically flexible in terms selection of electives and optional subjects. Very few (16%) are neutral in opinion about this parameter.

Standard deviation is less than 1 implies data is clustered around the mean.

The mean of the score i.e.4.27 shows that students believe that the curriculum is academically flexible in terms of choosing optional and elective subjects.

**Q2. Curriculum has the quality of promoting self learning.**

47 % of the students are strongly Agree with this parameter, 42.% of the students are Agree with this parameter i.e. they are of the thought that Curriculum has the quality of promoting self learning. Very few (9%) are neutral in opinion about this parameter.

Standard deviation is less than 1 implies data is clustered around the mean.

The mean of the score i.e. 4.31 shows that students believe that the Curriculum has the quality of promoting self learning.

**Q3. The learning outcomes of the curriculum are of global standard.**

33 % of the students are strongly Agree with this parameter, 51 % of the students are Agree with this parameter i.e. they are of the thought that the learning outcomes of the curriculum are of global standard. Very few (16%) are neutral in opinion about this parameter.

Standard deviation is less than 1 implies data is clustered around the mean.

The mean of the score i.e. 4.18 shows that Students have limited faith in the parameter i.e. the learning outcomes of the curriculum are of global standard.

**Q4. Proper unitization of the syllabus and correlation is there among the topics of the prescribed syllabus.**

38 % of the students are strongly Agree with this parameter, 51 % of the students are Agree with this parameter i.e. they are of the thought that Proper unitization of the syllabus and correlation is there among the topics of the prescribed syllabus. Very few (9%) are neutral in opinion about this parameter.

Standard deviation is less than 1 implies data is clustered around the mean.

The mean of the score i.e. 4.24 shows that students believe that Proper unitization of the syllabus and correlation is there among the topics of the prescribed syllabus.

**Q5. Sufficient reference material and books are available for the topic mentioned.**

31 % of the students are strongly Agree with this parameter, 38 % of the students are Agree with this parameter i.e. they are of the thought that sufficient reference material and books are available for the topic mentioned. Very few (18%) are neutral in opinion about this parameter.

Standard deviation is less than 1 implies data is clustered around the mean.

The mean of the score i.e. 3.84 shows that students believe that Sufficient reference material and books are available for the topic mentioned.

**Q6. Evaluative practices (internal and external) mentioned in the curriculum are sound in nature.**

22 % of the students are strongly Agree with this parameter, 60 % of the students are Agree with this parameter i.e. they are of the thought that Evaluative practices (internal and external) mentioned in the curriculum are sound in nature. Very few (16%) are neutral in opinion about this parameter.

Standard deviation is less than 1 implies data is clustered around the mean.

The mean of the score i.e. 4.02 shows that students believe that Evaluative practices (internal and external) mentioned in the curriculum are sound in nature.

**Q7. Sessional work for the Subject is relevant and practical in nature.**

38 % of the students are strongly Agree with this parameter, 49 % of the students are Agree with this parameter i.e. they are of the thought that sessional work for the Subject is relevant and practical in nature. Very few (7%) are neutral in opinion about this parameter.

Standard deviation is less than 1 implies data is clustered around the mean.

The mean of the score i.e. 4.13 shows that students believe that sessional work for the Subject is relevant and practical in nature.

**Q. 8 Curriculum is interdisciplinary as well as comparative in nature.**

29 % of the students are strongly Agree with this parameter, 56 % of the students are Agree with this parameter i.e. they are of the thought that Curriculum is interdisciplinary as well as comparative in nature. Very few (13%) are neutral in opinion about this parameter.

Standard deviation is less than 1 implies data is clustered around the mean.

The mean of the score i.e. 4.09 shows that students believe that Curriculum is interdisciplinary as well as comparative in nature.

**Q9. Curriculum is well supported by co-curricular and extracurricular activities.**

53 % of the students are strongly Agree with this parameter, 36 % of the students are Agree with this parameter i.e. they are of the thought that Curriculum is well supported by co-curricular and extracurricular activities. Standard deviation is less than 1 implies data is clustered around the mean.

The mean of the score i.e. 4.40 shows that students believe that Curriculum is well supported by co-curricular and extracurricular activities.

**Q10. Curriculum has the course component which is helpful for future placement of students.**

56 % of the students are strongly Agree with this parameter, 33 % of the students are Agree with this parameter i.e. they are of the thought that Curriculum has the course component which is helpful for future placement of students. Very few (7 %) are neutral in opinion about this parameter.

Standard deviation is less than 1 implies data is clustered around the mean.

The mean of the score i.e. 3.6 shows that students believe that Curriculum has the course component which is helpful for future placement of students.

**Q11. Along with curricular knowledge curriculum provides life skills and value based knowledge to the students.**

53 % of the students are strongly Agree with this parameter, 36 % of the students are Agree with this parameter i.e. they are of the thought Along with curricular knowledge curriculum provides life skills and value based knowledge to the students. Some (9%) are neutral in opinion about this parameter.

Standard deviation is less than 1 implies data is clustered around the mean.

The mean of the score i.e. 4.40 shows that students have faith in along with curricular knowledge curriculum provides life skills and value based knowledge to the students.

**Q12. Curriculum is able to develop spirit of enquiry among students.**

24 % of the students are strongly Agree with this parameter, 58 % of the students are Agree with this parameter i.e. they are of the thought curriculum is able to develop spirit of enquiry among students. Some (16 %) are neutral in opinion about this parameter.

Standard deviation is less than 1 implies data is clustered around the mean.

The mean of the score i.e. 4.04 shows that students have faith in the parameter that is curriculum is able to develop spirit of enquiry among students.

**Q13. Curriculum is framed keeping in mind the physical, social, mental and emotional needs of the students.**

36 % of the students are strongly Agree with this parameter, 58 % of the students are Agree with this parameter i.e. they are of the thought that curriculum is framed keeping in mind the physical, social, mental and emotional needs of the students. Very few (2%) are neutral in opinion about this parameter.

Standard deviation is less than 1 implies data is clustered around the mean.


The mean of the score i.e. 4.24 shows that students believe that curriculum is framed keeping in mind the physical, social, mental and emotional needs of the students.


**Q14. Extended internship program included in the curriculum is able to develop basic skills of teaching among student**

69% of the students are strongly Agree with this parameter, 20% of the students are Agree with this parameter i.e. they are of the thought that extended internship program included in the curriculum is able to develop basic skills of teaching among students. Very few (9%) are neutral in opinion about this parameter.

Standard deviation is less than 1 implies data is clustered around the mean.

The mean of the score i.e. 4.53 shows that students believe that extended internship program included in the curriculum is able to develop basic skills of teaching among students.



  
Principal  
Shri Shivaji College of Education,  
Amravati.