

## 2.4.10 Nature of internee engagement during internship

### Shri Shivaji college of Education, Amravati

B.Ed. Session 21-23

2.4.9

For internship purpose student teachers are guided through out their B.Ed. Session 21-23 as per Sant Gadge Baba Amravati University, Amravati. Pre-internship and internship programme are arranged as per guidelines provided by University and so group of student-teachers are formed as per need of methods and pedagogical skills. Following schools are allotted for proper execution of programme.

Sr. No	Names of School with address and contact details	Names of internee allotted	Duration of internship with dates
1	DNYANMATA HIGH SCHOOL	5,12,8,12,13,17,,27,28,42,45,48,51	20-09-2022 TO 20-12-2022
2	SHRI SHIVAJI ARTS AND COMMERCE COLLEGE, AMRAWATI	34,50	20-09-2022 TO 20-12-2022
3	SHRI SHIVAJI HIGH SCHOOL, AMRAWATI	1,3,5,7,26,29	20-09-2022 TO 20-12-2022
4	KASTURBA KANYASCHOOL, AMRAWATI	30,33,39,43,47,55	20-09-2022 TO 20-12-2022
5	VIKAS VIDYALAY, AMRAWATI	10,21,24,32,35,38	20-09-2022 TO 20-12-2022
6	SHRI SHIVAJI MULTIPURPOSE HIGH SCHOOL, AMRAWATI	9,11,14,15,16,23,31,36,44,4,6,49,52,53,54,4,6,20,25	20-09-2022 TO 20-12-2022



*[Signature]*  
Principal  
Shri Shivaji College of Education  
Amravati


Principal

SHRI SHIVAJI COLLEGE OF EDUCATION, AMRAWATI

## CERTIFICATE

This is certified that student-teachers of Shri Shivaji College of education, Amravati conducted internship and school engagement and activities are classroom teaching, time table preparation, student counselling, PTA meetings, home assignments and test, organising academic and cultural activities, office record noting and prepared result sheets and progress reports. Student teachers are innovative, creative and ICT oriented and supportive. In every session they conduct school engagement and internship in our school and our students get benefitted. Cooperation of Shri Shivaji College of education Amravati is always encouraging, enhancing and supportive.

I wish them good luck for future



Principal  
Shri Shivaji Arts &  
Comm. College, Amravati.

## CERTIFICATE

This is certified that student-teachers of Shri Shivaji College of education, Amravati conducted internship and school engagement and activities are classroom teaching, time table preparation, student counselling, PTA meetings, home assignments and test, organising academic and cultural activities, office record noting and prepared result sheets and progress reports. Student teachers are innovative, creative and ICT oriented and supportive. In every session they conduct school engagement and internship in our school and our students get benefitted. Cooperation of Shri Shivaji College of education Amravati is always encouraging, enhancing and supportive.

I wish them good luck for future



Head Master  
Shri. Shivaji Maratha High School,  
St. Branch, Amravati.

## CERTIFICATE

This is certified that student-teachers of Shri Shivaji College of education, Amravati conducted internship and school engagement and activities are classroom teaching, time table preparation, student counselling, PTA meetings, home assignments and test, organising academic and cultural activities, office record noting and prepared result sheets and progress reports. Student teachers are innovative, creative and ICT oriented and supportive. In every session they conduct school engagement and internship in our school and our students get benefitted. Cooperation of Shri Shivaji College of education Amravati is always encouraging, enhancing and supportive.

I wish them good luck for future



*[Signature]*  
मुख्याध्यापिका  
नवसुरवा. कव्वा शाळा,  
अमरावती.

*[Signature]*  
Associate Professor  
Shri Shivaji College of Education,  
Amravati.

*[Signature]*  
Principal  
Shri Shivaji College of Education  
Amravati.

## CERTIFICATE

This is certified that student-teachers of Shri Shivaji College of education, Amravati conducted internship and school engagement and activities are classroom teaching, time table preparation, student counselling, PTA meetings, home assignments and test, organising academic and cultural activities, office record noting and prepared result sheets and progress reports. Student teachers are innovative, creative and ICT oriented and supportive. In every session they conduct school engagement and internship in our school and our students get benefitted. Cooperation of Shri Shivaji College of education Amravati is always encouraging, enhancing and supportive.

I wish them good luck for future



*[Signature]*  
HEAD MASTER  
VIKAS VIDYALAYA  
AMRAVATI

*[Signature]*  
Associate Professor  
Shri Shivaji College of Education,  
Amravati.


*[Signature]*  
Principal  
Shri Shivaji College of Education  
Amravati.



## CERTIFICATE

This is certified that student-teachers of Shri Shivaji College of education, Amravati conducted internship and school engagement and activities are classroom teaching, time table preparation, student counselling, PTA meetings, home assignments and test, organising academic and cultural activities, office record noting and prepared result sheets and progress reports. Student teachers are innovative, creative and ICT oriented and supportive. In every session they conduct school engagement and internship in our school and our students get benefitted. Cooperation of Shri Shivaji College of education Amravati is always encouraging, enhancing and supportive.

I wish them good luck for future

  
**Head Master**  
**Shivaji Multipurpose**  
**Higher Secondary School,**  
**Amravati.**

Classroom teaching

**श्री शिवाजी शिक्षण महाविद्यालय**  
शिवाजी नगर, अमरावती



शिक्षणशास्त्र पदवी अभ्यासक्रम

**विद्यार्थी शिक्षक सेवाकाल शिबीर**  
(आंतरवारिता)  
**प्रात्यक्षिक कार्य**  
**नियोजन वही**

विद्यार्थी शिक्षक व सेवाकाल शाळा : क. पल्लवी रमिण पवार  
Dnyanmata High School, Amravati  
अमरावती

वर्ग : \_\_\_\_\_ फूल प्रमाणांक व नाव : \_\_\_\_\_

विद्यार्थी शिक्षकाचे नाव : Ku. Pallavi Sanjay Pawar

(शिवाजी मॅजिस्ट्रेट, अ.म. फोन : २६६५१३३)

**श्री शिवाजी शिक्षण महाविद्यालय**  
शिवाजी नगर, अमरावती



**प्रमाणपत्र**

प्रमाणित करण्यात येते की,

श्री/कु.सौ. Pallavi Sanjay Pawar

यांनी दिनांक 19-09-22 वास्तु 20-11-22 पर्यंत झालेल्या विद्यार्थी शिक्षक सेवाकाल शिबीरामध्ये सहभाग घेऊन त्यांचेकडे सोपविलेले शैक्षणिक कार्य प्रत्यक्ष सामाजिक, प्रकल्प कार्य, सांस्कृतिक कार्य, प्रत्यक्ष प्रकल्प कार्य, समाधानकारकरीत्या पूर्ण केलेले आहे. करिता प्रमाणपत्र प्रदान करण्यात येत आहे.

  
प्रमुख प्राध्यापक  
श्री शिवाजी शिक्षण महाविद्यालय, अमरावती.

  
श्री शिवाजी शिक्षण महाविद्यालय, अमरावती.

(25) विद्यार्थी शिक्षक सेवाकाल शिबीर विभाग प्रमुखाचा अभिप्राय व स्वाक्षरी

Miss Pallavi Pawar was enthusiastic in teaching her subject to the students. She really gave justice to her job given by school management. Her interest had no bound; but found even ready to give her best at the best of her capacity. Her approach and humble and gentle approach was very good towards students.

*[Signature]*  
DANIEL ANTON KHANOLA

(26) विद्यार्थी शिक्षक सेवाकाल शिबीरा संबंधी शिबीर प्राचार्यांचा अभिप्राय व स्वाक्षरी

Pallavi Pawar was keen to teach and to learn new skills through the subjects of History and English. Even ready to impact co-curricular activities specially during children's Day and Diwali celebrations. Appreciated for simplicity and Humility to pick up skills and Activities. Good Bless!

*[Signature]*  
Head Master  
Dnyanmata High School  
Amravati - 444602

(22) विद्यार्थी शिक्षकांच्या सेवाकालीन - कामावढल संबंधित शाबेरीत बर्न शिक्षकाचा अभिप्राय व स्वाक्षरी

- (विद्यार्थी शिक्षकांची तुलना अनुकूलन सुचना कु संशोधन शक्ति, कृपा कर व तर्कित सुचना प्रदान)
- अ) पूर्व तयारी : preparation was good
  - ब) वर्ग नियंत्रण : class was under control
  - क) शैक्षणिक साधन वापर : proper use of teaching Aid
  - ख) प्रश्नपद्धती : question method was proper
  - ग) काल वापर : Blackboard writing was good
  - घ) काल : Narration method was very simple & clear
  - च) विद्यार्थींचा सहभाग : pupils was participated
  - छ) शिक्षक सुविधा : teacher activity was good
  - ज) सुव्यवहार : evaluation was related to the subject
  - झ) सुविधा : she was good and her teaching was good

ज्या बाबते :  
(विद्यार्थी शिक्षकांचे अनुभवशुद्धिते असावा वर्ग नियंत्रणे उत्तम असेल वेळे, वर्ग नियंत्रणे नियंत्रणे करणे वगैरे)  
class decoration, plantation, speech, sance competition, competition, Running competition.  
These kind of activity increase the activity of students.

- विद्यार्थी शिक्षकांचा अनुभव सुविधा व सुविधा :-
- 1) Organize new activity
  - 2) try to involve each and every student in the activity
  - 3) try to give more and more knowledge to student
  - 4) try to imp involve student in competition.

*[Signature]*  
Mr. Manohar  
Head Master  
Dnyanmata High School  
Amravati - 444602

(23) शैक्षणिक प्रत्येकपत्राचा अभिप्राय व स्वाक्षरी

- अ) अद्यतन : Ms. Pallavi Sanjay Pawar has taught History in 8<sup>th</sup> class. she was well prepared and confident she explained the topic very well.
- ब) इतर बाबते : She participated in organisation of the activities like cultural activities
- क) पूर्व तयारी : preparation was well planned organisation was very well and conducted in a disciplined way
- ख) विद्यार्थी शिक्षकांचा अनुभव सुविधा : teacher should have used the advanced teaching aids in her teaching and she should seek the help of her colleagues in organisation of co-curricular activity.

*[Signature]*  
Assistant Professor  
Dnyanmata High School  
Amravati - 444602



अ) का काल : 1 Subject : English  
Teaching Aids :- chalk, Blackboard, dustbin, chart, telling board  
Teacher experience :- Teacher asked questions to student.  
student's activity :- student gives the answers of question

ब) का काल : 2 Subject : History  
Teaching Aids :- chalk, Blackboard, dustbin, chart  
Teacher experience :- Teacher asked question to students  
student's activity :- students gives the answer of question.  
क) कक्षा विवरण :- students were responding very well proper Attitude towards the subject was observed they were sincerely completing the Home-work

- कार्योत्तर यहाँ से आया :
- 1) सांस्कृतिक व उच्च माध्यमिक कक्षा का प्रयोग करना -
  - 2) सांस्कृतिक व उच्च माध्यमिक कक्षा की सज्ज - (क्याही का सज्ज)
    - अ) घण्टा - Stop watch, stop.
    - ब) संगीत - Harmonium, tabla, mike, phone.
    - क) विषय - Drawing paper, colours, pencil, colour box etc.
    - ख) पाठ्य - text-book, other book, chart.
    - ग) यंत्र - Apparatus, practical boat, charts, chemicals.
    - घ) गणित - Geometry box, charts of formula etc.
    - च) इतिहास, भूगोल - globe, maps, charts, model, projection.
  - 3) संस्था पुस्तकालय को विषय (कक्षा की पुस्तक)
    - 1) सामग्री - surveye guel, Good Grammar.
    - 2) गोष्ठी - Live in wonder land champak.
    - 3) असावक पद्धतियों Methods, English, History.
  - 4) सांस्कृतिक कक्षा की असावक कारखाने, सज्ज का यहाँ - यहाँ से आया.
  - 5) कक्षा सज्ज विषय का कक्षा का यहाँ - यहाँ से आया.

ग) एक विषय  
असावक पद्धतियों : English



विषय व सज्ज	सांस्कृतिक पुस्तकालय (Content Analysis)	उद्देश्य व प्रतीक (Objectives and specifications)	असावक उपाय (Learning resources)	सूचना (Evaluation)
1) Golden chain सज्ज	In this friendly poem, the poet describes friendship as a golden chain. Initially, he compares the friends with gold and tells the weaknesses of friendly which is far from gold or diamond. Friendship dangle you establish distinct manner with the other people that you may look back on and pursue because it is such a timeless piece of jewelry. Time cannot destroy the beauty of a chain.	Knowledge :- Teacher's model reading Knowledge :- Students know about friendship Comprehension :- student's tells about golden chain Skill :- students reach a stanza with correct pronunciation and with proper speed like vocabulary & difficult words students reading.	Students listen Teacher explain about friendship Teacher ask question & students answers	What is true friendship what holds friends together which possession is more precious than gold? to what true friendship compared.

4) इन कार्यों के विवरण

क्र. सं.	कार्य का नाम	दिनांक	सज्ज	कार्य का विवरण
1)	पुस्तक		1	Given homework on topic 'dangle'
2)	विद्यार्थियों के विवरण		1	Evaluation of student work taken places.
3)	सांस्कृतिक कक्षा का असावक		1	
4)	पुस्तक को पुनः पढ़ना		1	keeping record about the presently cleaning the school premises
5)	कक्षा का सजावट		2)	organization of school programs
6)	सांस्कृतिक कार्यक्रम		1	Attendance record maintenance
7)	कार्य की इजाजत		1	organization of games
8)	पुस्तक		1	Given homework to the students.
9)	कार्य का सजावट का सजावट		2)	Tablog information for school office
10)	कक्षा के सजावट की सज्ज		2	taking cleanliness
11)	असावक उपाय		4	cleaning of premises was taken place

- सूचना :-
- 1) कार्यों की इजाजत को लेकर यहाँ से आया.
  - 2) कक्षा सज्ज का सजावट इन कार्यों को सजावट करने के लिए यहाँ से आया.
  - 3) असावक उपाय को सजावट करने के लिए यहाँ से आया.
  - 4) कक्षा सज्ज विषय का सजावट करने के लिए यहाँ से आया.

5) सजावट

(यहाँ से विषय सांस्कृतिक का सजावट करने के लिए आया. असावक उपाय से आया.)  
सजावट का नाम :- Dyanmal High  
सजावट का क्र. :- 7.35  
सजावट का क्र. :- 3.26



- 1) कक्षा सजावट - After cleaning the whole class Rangoli was taken out of the class. broom, chalk, dustbin, flowerpot  
2) कक्षा सजावट - Mostly, cleaned all classroom and blackboard & wrote date on it. The made poster of some mathematical formulas and Grammar they made flower of different colours with the help of craft paper.

3) सांस्कृतिक कार्यक्रम - (कार्यों को सजावट में सजावट करने के लिए यहाँ से आया.)  
सजावट का नाम :- Khari to Ekachi dhama  
सजावट का क्र. :- Jagat pram Appave  
सजावट का क्र. :- Humko man ki shakti dena man vijay kar.

4) कक्षा सजावट - (कक्षा सजावट करने के लिए यहाँ से आया.)  
सजावट का नाम :- Khe khe  
सजावट का क्र. :- rope, two wooden pole, time watch, pocket etc  
सजावट का क्र. :- they were divided into two groups 12 students included in each group the competition was started with the students the first was drawn by the help of rope At the end there 3 min number like first, second & third were drawn. prizes were given to each winner

- 5) कक्षा सजावट - (कार्यों को सजावट में सजावट करने के लिए यहाँ से आया.)  
सजावट का नाम :-  
सजावट का क्र. :-



**सूचक :**  
(Evaluation)

- 1) Why was the mason a very good workman?
- 2) What sudden decision did the mason take?
- 3) What shock awaited the mason?
- 4) What was the contrast in the workmanship of the best house?
- 5) What condition did the mason lay down before a greeting to work for the stranger?

**गृहकार्य :**  
(Home Work)

- 1) Write down a short summary of 'The House-builder'.
- 2) Write down 4 to 5 lines about the qualities of mason work.

**संशोधन :**  
(Research)

*Moh*  
प्राध्यापिका/प्राध्यापक (प्राचारिका/प्राचारक)

**अनुसंधान प्रयोगशाला**  
एन.डी.एम. कॉलेज, अहमदाबाद

*Moh*  
प्राध्यापिका/प्राध्यापक (प्राचारिका/प्राचारक)

**विद्यार्थी विवरण**

(2) प्राचीन राज्य

पत्र नमूना क्रमांक : 2

पता : Jyotimata High school, Ahmedabad

दिनांक : 23-09-22

वर्ग : 8th

काल : 45 min

विषय : English

पाठ्यक्रम (Lesson Unit) : The songs of songs

**शैक्षणिक उद्देश्य :**  
Students know about music

**संसाधन (Preparation)**

- 1) Do you like to listen to music or song?
- 2) Who is your favourite singer?
- 3) What types of songs do you sing?
- 4) Do you practice singing under the guidance of a guru?
- 5) What is difference between folk music and classical music?

**उद्घोष (Statement of aim)**

Today, we are going to learn a lesson "The song of songs."

विषय/विषय Matter	शिक्षण के बिंदु Teaching points	व्यक्तिगत मूल्य Value Significance	जिसे व स्पष्टता Objectives with specifications
<p>This is a story of a mason who worked for a building contractor. The mason always strove to do his work to perfection.</p> <p>As soon as a household been designed by the architect and details finalized by the engineer, the contractor would send for the mason and have the responsibility of building the house to him. The mason would then, without wasting any time start his work.</p> <p>He would take great interest in his work of building and do it with full dedication. He made sure that he used the best construction material of high quality, the measurement of the walls, doorways, arches etc. were perfect and he gave an excellent and appealing finish to whatever he built. The owners of the new houses built, would be more than satisfied with the construction.</p>	<p>Teacher's model reading</p>		<p>Knowledge students know how to read.</p>
	<p>Explanation about mason work/qualities</p>		<p>Knowledge students know about mason's qualities.</p>
	<p>Vocabulary and difficult words</p>		<p>Application student uses the word 'haste' in his own sentence.</p>
	<p>Students reading</p>		<p>Skill :- student read passage with correct pronunciation &amp; proper speed.</p>

शैक्षणिक अनुभूति (Learning Experience)		पाठ्य सामग्री Teaching - aids	प्रासंगिक शब्द S. B. Words
प्राध्यापिका/प्राध्यापक Teacher's Activity	विद्यार्थी/विद्यार्थी Pupil's Activity		
Teacher gives a model reading	students listen	Chalk, duster	
Teacher explains about mason's work his dedication & qualities	students listen	Textbook	
Teacher asks questions students to use the word 'haste' in his sentence.	student uses - @ Sandy delivered his package with haste	Textbook	new words and meaning.
Teacher ask students to read the passage	student reads	Textbook	



SHRI SHIVAJI COLLEGE OF EDUCATION, AMRAVATI

FEED BACK SCHEDULE

FROM TEACHERS

SR. NO.	Aspects under Curriculum	Good-Retain as it is	Requires modification	Suggested modifications
1	Planning for lessons	✓		
2	Methodology of teaching (like activity based, traditional, etc.)	✓		
3	Discipline in planning and execution of the lesson	✓		
4	Size of content		✓	
5	Preparation of learning aids		✓	
6	Use of learning aids'			✓
7	Additional responsibilities assigned			
	-Value Education lesson	✓		
	-Physical and Health education			
	-Administration of tests related to assignments	✓	✓	
8	Teacher enthusiasm	✓		
9	Readiness for additional responsibilities	✓		
10	Organizational skills	✓		
11	Personality factors	✓		
12	Accountability	✓		
13	Concern for students	✓		
14	Self Assessment scale	✓		
15	Lesson Observation	✓		
16	Evaluation Schedule	✓		

14/6/21

*[Signature]*  
Principal  
Shri Shivaji College of Education  
Amravati















(14) एक प्रतिस्पर्धा

प्रतिस्पर्धा करने के लिए एक प्रतिस्पर्धी प्रतियोगिता का आयोजन किया गया। प्रतिस्पर्धी प्रतियोगिता का आयोजन करने के लिए एक प्रतिस्पर्धी प्रतियोगिता का आयोजन किया गया।

विषय : Extempore  
 विषय : Students have to Express their views about  
 विषय : 5 marks

प्रश्न (प्रश्न) क्या है -  
 विषय : 15

विषय : (1) To develop writing skill  
 (2) To stimulate thinking  
 (3) Thinking out of box

विषय : Students were given information about the competition they were told to pick up the chair and express their views on the topic mentioned on it.

विषय : (प्रश्न) क्या है - (प्रश्न) क्या है - (प्रश्न) क्या है -

विषय : (1) Thinking out of box  
 (2) Involvement in sentence making  
 (3) presentation of the topic  
 (4) Orature during speech  
 (5) Time management

विषय : (प्रश्न) क्या है - (प्रश्न) क्या है - (प्रश्न) क्या है -

प्रश्न	संख्या	1	2	3	4	5
कुल प्रश्न	5					

विषय : Students participated in the extempore competition they received teacher guidance they confidence for the thinking competition was boosted in their confidence.

(15) दौड़

दौड़ एक प्रतियोगिता है जो कि एक प्रतिस्पर्धी प्रतियोगिता का आयोजन किया गया। प्रतिस्पर्धी प्रतियोगिता का आयोजन करने के लिए एक प्रतिस्पर्धी प्रतियोगिता का आयोजन किया गया।

विषय : Running Race  
 विषय : To select the student for school competition  
 विषय : 5 marks

प्रश्न (प्रश्न) क्या है -  
 विषय : 15

विषय : (1) To make students physically strong  
 (2) To make them mentally alert  
 (3) To explain the importance of sports in life

विषय : The rule of the competition time date and venue of the competition time date students one boy one girl were selected to participate in the school competition.

विषय : (प्रश्न) क्या है - (प्रश्न) क्या है - (प्रश्न) क्या है -

विषय : (1) Students participated in rules  
 (2) about a starting date  
 (3) to maintain the rule  
 (4) to complete the race  
 (5) time taken by the participant

विषय : (प्रश्न) क्या है - (प्रश्न) क्या है - (प्रश्न) क्या है -

प्रश्न	संख्या	1	2	3	4	5
कुल प्रश्न	5					

विषय : Students participated very well competitions were conducted properly.

(16) आवाजें

आवाजें एक प्रतियोगिता है जो कि एक प्रतिस्पर्धी प्रतियोगिता का आयोजन किया गया। प्रतिस्पर्धी प्रतियोगिता का आयोजन करने के लिए एक प्रतिस्पर्धी प्रतियोगिता का आयोजन किया गया।

विषय : cleaning of premises  
 विषय : 5 marks

प्रश्न (प्रश्न) क्या है -  
 विषय : 15

विषय : (1) to explain the importance of cleanliness  
 (2) to include the value of liberty of labor  
 (3) to include the feeling of co-operation  
 (4) to realize that clean premises help  
 (5) to take care of health

विषय : Students were informed about the project the required material like broom, spade, buckets, water, etc. were collected.

विषय : Some students cleaned the areas in the premises some students broomed of some of the students helped to pick up the garbage.

विषय : The project was conducted very effectively some students really worked hard the more of clean broom was acquired by the student.

(17) सफाई

सफाई एक प्रतियोगिता है जो कि एक प्रतिस्पर्धी प्रतियोगिता का आयोजन किया गया। प्रतिस्पर्धी प्रतियोगिता का आयोजन करने के लिए एक प्रतिस्पर्धी प्रतियोगिता का आयोजन किया गया।

विषय : cleaning the area of the school  
 विषय : 5 marks

प्रश्न (प्रश्न) क्या है -  
 विषय : 15

विषय : (1) Sweeping the area  
 (2) Picking of stones  
 (3) Picking the proper and other waste materials  
 (4) Watering the plants  
 (5) Cleaning the classroom

विषय : First of all information was given to student and the dustbins and brooms were provided.

विषय : Some of the students picked up the paper, stones were put it into the dustbins & some of the students collected the small dustbins and throw it into the dustbins containing this way.

विषय : The area was clean.

विषय : (1) Yes  
 (2) Non-teaching skill  
 (3) Yes  
 (4) Yes  
 (5) Yes

विषय : At first girls show interest but boys were shy.

विषय : Firstly the planning was not in proper way.

विषय : All students were not actively participating.

विषय : But later on boys started working.

विषय : The planning was not properly.

विषय : Importance of cleanliness was told to students and actively participated.

विषय : This programme was successfully completed by students.






## 2. Shri Shivaji Arts and Commerce College, Amravati

### CERTIFICATE

This is certified that student-teachers of Shri Shivaji College of education, Amravati conducted internship and school engagement and activities are classroom teaching, time table preparation, student counselling, PTA meetings, home assignments and test, organising academic and cultural activities, office record noting and prepared result sheets and progress reports. Student teachers are innovative, creative and ICT oriented and supportive. In every session they conduct school engagement and internship in our school and our students get benefitted. Cooperation of Shri Shivaji College of education Amravati is always encouraging, enhancing and supportive.

I wish them good luck for future



Principal  
Shri Shivaji Arts &  
Comm. College, Amravati.

### Classroom teaching

श्री श्री शिवाजी कॉलेज (गैर-प्राथमिक)			
शिक्षण प्रक्रिया (Presentation)			
वक्ता Master	शिक्षण के Teaching points	शिक्षण Value Significance	उद्देश्य व लक्ष्य Objective with specifications
<p>slowly, gently, the exhausted musician laid his tanpura on the carpet. The exquisite strains of Raag Bahari still vibrated within the hall. Emperor Akbar looked up, his eyes lit with admiration. "wonderful!" he said. "superb! I listen to you every day, but I don't seem to have enough!"</p> <p>"Really?" cried the disabled King Akbar. "then I must have him sing in my court. can you arrange it?"</p> <p>"I can, provided you do not come on the emperor of Hindustan."</p> <p>As they walk back, the Emperor suddenly broke the silence to ask Tansen, "why can't you sing like him, Ustadji?"</p> <p>Tansen smiled, "shaharshah, I sing at your command, the depths of his soul, free &amp; unshackled."</p>	<p>Teacher model reading.</p> <p>Teacher explain each line of Passage</p> <p>vocabulary or difficult words</p> <p>students reading</p> <p>questions</p>		<p>Knowledge: students know how to read comprehension. students tell about importance of tanpura in hindustani music.</p> <p>Application: students use the words 'summoned' in his own sentence.</p> <p>Skills: student reads a passage with correct pronunciation on action &amp; proper speed.</p>

श्री श्री शिवाजी कॉलेज (गैर-प्राथमिक)			
शिक्षण प्रक्रिया (Presentation)			
शिक्षण अनुभव (Learning Experience)		शिक्षण Teaching tools	नए शब्द B. B. Words
शिक्षक की Teacher's Activity	शिक्षार्थी की Pupil's Activity		
Teacher reads a passage	students listen	Blackboard chalk, duster	class, subject, topic, date
Teacher explain	students listen	Textbook	
Teacher asks student to use the word "summoned", "Austere" in his own sentence.	student answers- 1) She summoned up a brave smile. 2) The soft candle-light made the room decorless austere.	blackboard chalk, duster	New words with meaning.
Teacher asks student to read a passage.	student reads the passage	Textbook	
Teacher asks some questions.	students answers	chalk, duster, blackboard	questions



(U.E.) FORM SHEET  
 SUBJECT: History

Form: 3th Date: 07-02-22

Topic: formation of state of Maharashtra

Source of reference	Content Analysis	What is covered	Learning experience	Assessment
formation of state of Maharashtra	In Maharashtra the demand for state of Maharashtra people led to Maharashtra movement from 1946 onwards through various changes in Congress hence the movement continued until finally an independent state of Maharashtra came in form of a state with its own government formed on 5th May 1960.	Knowledge: student know about formation of Maharashtra. Comprehension: student will ask the questions about Maharashtra. Application: student give answers of questions.	Student will learn carefully. Student will ask the questions. Student will give answers of questions.	Which movement started in 1946? Which state was formed? Which state was formed? Which state was formed?

(U.E.) FORM SHEET

(U.E.) FORM SHEET

Form: 4 Date: 28-07

Topic: English Date: 28-07

Lesson: The House-Builder

Objective: Students know about retirement

Preparation:

- 1) What is retirement from occupation?
- 2) When do people retire?
- 3) For what reasons do people have to retire from their occupation?
- 4) How do people spend their time after retirement?

Statement of aim:

Today, we are going to learn a lesson 'The House-Builder'.

**SHRI SHIVAJI COLLEGE OF EDUCATION, AMRAVATI**

**FEED BACK SCHEDULE**

**FROM TEACHERS**

SR. NO.	Aspects under Curriculum	Good-Retain as it is	Requires modification	Suggested modifications
1	Planning for lessons	✓		
2	Methodology of teaching (like activity based, traditional, etc.)	✓		
3	Discipline in planning and execution of the lesson	✓		
4	Size of content		✓	
5	Preparation of learning aids		✓	
6	Use of learning aids			✓
7	Additional responsibilities assigned			
	-Value Education lesson	✓		
	-Physical and Health education			
	-Administration of tests related to assignments	✓	✓	
8	Teacher enthusiasm	✓		
9	Readiness for additional responsibilities	✓		
10	Organizational skills	✓		
11	Personality factors	✓		
12	Accountability	✓		
13	Concern for students	✓		
14	Self Assessment scale	✓		
15	Lesson Observation	✓		
16	Evaluation Schedule	✓		

*Yash*

*Principal*  
 Shri Shivaji College of Education

## Mentoring

अ.क्र.	कार्याचे नाव	दिनांक	तासिका	कार्याचे स्वरूप
१)	गृहपाठ	18/4/2022	fourth	Writing on black board
२)	विद्यार्थीवर्तन चिकित्सा	23/4/2022	first	Observation
३)	गळतीच्या समस्येचा अभ्यास	26/4/2022	second	By presenty
४)	मुलांची प्रवेश पूर्व नोंदणी	1/4/2022	first	visiting Homes.
५)	शालेय समाज सेवा	30/4/2022	fifth to seventh	By activities
६)	सांस्कृतिक कार्यक्रम	6/4/2022	sixth	singing, dancing singing by last home.
७)	वर्गाची हजेरी	5/5/2022	seventh	from presenty Book
८)	स्पर्धा व क्रिडा आयोजन	20/4/22 21/4/22	first sixth-seventh	Play ground & Activities.
९)	परिपाठ	5/4/2022	first	Regular
१०)	गृहपाठ	18/4/2022	fourth	Evaluable
११)	वर्गशिक्षक या नात्याने इतर कामे	29/4/2022	sixth	Prompt
१२)	शालेय दप्तराची माहिती	4/5/2022	fourth	Written
१३)	अन्य शालेय उपक्रम	25/4/2022	seventh	Activities



## Time-table preparation

विद्यार्थी शिक्षक सेवाकाल शिबीर

### ४) अध्यापन - कार्याचे नियोजन

माध्यमिक/उच्च माध्यमिक वर्ग : 8 दिनांक : 2/4/2022

तासिका	सोमवार	मंगळवार	बुधवार	गुरुवार	शुक्रवार	शनिवार
१.	Marathi	Marathi	Marathi	Marathi	Marathi	Marathi
२.	History/ Geography	History/ Geography	History/ Geography	English	English	English
३.	Maths	Maths	Maths	History	History	History
४.	Science	Science	Science	History	History	Geography

#### मध्यान्तर

५.	English	English	English	Science	Science	Science
६.	Marathi	Marathi	English	Marathi	Marathi	Marathi
७.	History	History/ Geography	History/ Geography	Maths	Maths	Maths
८.	Science	Science	Science	Science	Science	Science

#### माध्यमिक शाळेतील वर्गावरील अध्यापन :

पाठ क्रमांक	दिनांक	तासिका	विषय	पाठ विषय / पाठ्यांश
१.	1/4/2022 Friday	fifth	Biology	Infectious diseases
२.	4/4/2022 Monday	fourth	Biology	Important diseases of present day.
३.	8/4/2022 Friday	fifth	Biology	Cell, Organettes
४.	12/4/2022 Tuesday	fourth	Biology	Cell, Organelles
५.	16/4/2022 Saturday	fifth	Biology	Human Body (Respiration)
६.	18/4/2022 Monday	fourth	Physics	Wind
७.	22/4/2022 Friday	fifth	Physics	characteristic of wind
८.	25/4/2022 Monday	fourth	Physics	storm
९.	27/4/2022 Wed	fourth	Physics	epirror
१०.	28/4/2022 Friday	fifth.	Physics	water

(११) विद्यार्थी वर्तन चिकित्सा

23/4/2022

विद्यार्थी शिक्षकाने आपल्या वर्गातील एका विद्यार्थ्यांच्या वर्तनाचे बारकाईने निरीक्षण करावे, त्या वर्तनावरून योग्य तो निष्कर्ष काढावा त्यावर योग्य ती उपाययोजना करावी. याबाबत वर्गशिक्षक, पालक यांचे योग्य ते सहकार्य घ्यावे. त्यांच्यातील दोषाची कारणे शोधवित, मानसशास्त्रीय दृष्टीने याचा अभ्यास करावा.)

विद्यार्थ्यांचे नाव : Aswara Pravin Bobade वय : 13

विद्यार्थी वर्तन चिकित्सेचा मुद्दा	विद्यार्थ्यांच्या वर्तनाचे निरीक्षण व चिकित्सेचा दिवस						निष्कर्ष	उपाय योजना
	१ वा दिवस	२ रा दिवस	३ रा दिवस	४ वा दिवस	५ वा दिवस	६ वा दिवस		
१) नियमितपणा-	✓	✓	✓	✓	✓	✓	Good performance	Give Puri-shroom
२) अभ्यासातील नियमितपणा-	✓	✓	✓	✓	✓	✓	Excellent	Give Home work daily.
३) शाळेबद्दल अभिमान-	✓	✓	✓	✓	✓	✓	Have proud	Take prayer daily
४) आरोग्य व स्वच्छता-	✓	✓	✓	✓	✓	✓	shoud Improve	Tell some points
५) विशेष गुण व आवड-	Active	Involvement in activity	Excited to learn new topic	Gives correct answers	Kind boy	helpful in classroom	Very Active at each class	shoud give exams
६) एकंदरीत वर्तन विशेष-	Obeying	Time to time work	perfect-ness	Good Hand-writing good.	Excellent work.	Proper speaking skills.	Very Good.	obey some rules.

विद्यार्थ्यांच्या वर्तनाची चिकित्सा व त्यावरील उपाय योजनेबद्दल सूचना -

- 1) Obeying, active students.
- 2) should participate in activity.
- 3) They should speak properly.



## PTA meetings



## Assessment of student learning – home assignments & tests

**(१०) घटक चाचणी**  
(प्रत्येक अध्यापन विषयाची)  
अध्यापनाचा विषय : Biology

विद्यार्थी शिक्षकांनी आपल्या अध्यापन विषयाचे अध्यापन वर्गात केल्यानंतर विद्यार्थ्यांचे मूल्यांकन करण्याचे हेतूने शिकविलेल्या घटकावर २० गुणांची घटक चाचणी तयार करावी व विद्यार्थ्यांची चाचणी घ्यावी. *Each que carry 5 Marks.*

① All the organisms are \_\_\_\_\_  
② Long form of AIDS \_\_\_\_\_  
③ Genesic medicines are also known as \_\_\_\_\_  
④ 7<sup>th</sup> April is known as \_\_\_\_\_  
⑤ \_\_\_\_\_ is important to prevent disease.

Q-2) Explain following in short one sentence. (05 marks)

- Types of diseases.
- classification of microbes.
- kingdom monera.
- Biodiversity: Define.
- Symptoms of dengue.

Q-3) state true or false. (05 marks)

- Hepatitis virus - A, B, C, D, E
- Acute fever is caused by flu.
- Cancer is caused by chewing tobacco.
- Fungi size is approx. 10µm to 100µm.
- Algae are aquatic.

Q-4) Match the pairs (05 marks)

<p style="text-align: center;">Section 'A'</p> <ol style="list-style-type: none"> <li>Tuberculosis</li> <li>Hepatitis</li> <li>Dysentery</li> <li>Cholera</li> <li>Typhoid</li> </ol>	<p style="text-align: center;">Section 'B'</p> <ol style="list-style-type: none"> <li>Vibrio cholera</li> <li>Hepatitis virus - A, B, C, D.</li> <li>Salmonella Typhi</li> <li>Mycobacterium tuberculosis</li> <li>Bacteria, virus, shigella.</li> </ol>
---	--

**घटक चाचणी मूल्यांकन**

गुणांची टक्केवारी	८० च्या पुढे	६० ते ७९	७८ ते ५९	४० पेक्षा कमी
विद्यार्थ्यांची संख्या	2	6	15	2

// (५२) //

## Organizing academic and cultural events

### (२०) अन्य शास्त्रीय उपक्रमांचे आयोजन

आचार्य-नायिकांचे अनेक शास्त्रीय उपक्रम आयोजित कराची लागतात. उदा. कवचान, इतिहासपेठक, वाचनमाला, अंतराळातील वन प्रवास, नवसाहस्र, इत्यादी शास्त्रीय वारी उपक्रम दिल्या जाऊन, तर वैयक्तिक प्रश्नांवर, वारी भाषिणी निदर्शनी विद्यार्थ्यांनी विचारकानी कवन घेतली कधी, वारीची दोन उपक्रम सुद्धी घेतले. आयोजित करत.

अन्य शास्त्रीय उपक्रमांची वारी -

- (२०) विद्यार्थ्यां शास्त्रीय उपक्रमांविषयाने इतर उपक्रमांची माहिती मिळवून घेणे वही वही उपक्रमांची वारी लिहा)
- |                                     |                                     |
|-------------------------------------|-------------------------------------|
| १) <u>Oratory Competition</u>       | ६) <u>Debate Competition</u>        |
| २) <u>Dance Competition</u>         | ७) <u>Ragga Competition</u>         |
| ३) <u>Singing Competition</u>       | ८) <u>Essay Reading Competition</u> |
| ४) <u>Essay Writing Competition</u> | ९) <u>Drama Competition</u>         |
| ५) <u>Story Competition</u>         | १०) <u>Timekeeping Speech</u>       |

उपक्रम क्रमांक : १  
 नाम : Competition  
 दिनांक : २२/०९/२०२२ वेळ Afternoon 3:04 मासिका : ६/०९/२२ ३/०९/२२


- उपक्रमाचे उद्दिष्टे :
- १) Collection of content according to subject
  - २) Notedown subject as per the topics
  - ३) Correctly starting and ending at the subject
  - ४) Development of stage baning.
  - ५) Improvement of speaking skill.

उपक्रमाची पूर्व तयारी : The Oratory competition subjects were given to students before 2 days. The rules are explained as the students of oratory competition. The theme of compete was explained clearly.

उपक्रमाची कार्यवाही : At the day of competition, introduction about the program is done. For each student, 5 minutes time given. Donating hall was given after 3 minutes. Like this program was completed at the ending time.

उपक्रमाचे मूल्यांकन : The main focus was given on the oratory & note down & superlarity, quality, quantity, etc. etc.

### Other Activities :



o craft making by Aradhya



\* Teaching about greeting \*



o Beautiful greeting made by Sejal & Divya on friendship



\* Zumba Dance : teaching by Ankita Gedam \*



\* Participation of students as actively for giving us special meeting. feeling thank \*



Teaching dance rather than competition \*

\* Girls dance on Das Rangila inspiringly \*



\* Dancing by staging \*



\* Drama \*

\* Student Anuradha dance by staging self confidently and did like drama.

## Maintaining documents

विद्यार्थी शिक्षक संवेकपाल शिबीर

### २) प्रास्ताविक :

माध्यमिक स्तरावरील उच्च माध्यमिक स्तरावरील विविध विषय शिकविण्यासाठी बौद्धान्त्य संपादन करणे हे प्रात्यक्षिक कार्याचे प्रधान उद्दिष्ट आहे. छात्रशिक्षकांना विविध शाळेत बाबींचा, मुलांच्या समस्यांचा शाळेत संपादनान्मक बाबींचा प्रत्यक्ष अनुभव प्राप्त करून देण्याच्या दृष्टीने ६ दिवसाचा विद्यार्थी शिक्षक सेवाकाल ठेवला आहे. या आठवड्यात विद्यार्थ्यांनी स्वतःच्या जबाबदारीचे शाळा चालवून अन्वयान करायलाचे आहे.

या काळात खालील कामे पूर्ण करावयाची आहेत यासाठी ७० गुण निर्धारित केले आहेत.

१) एक आठवडा माध्यमिक शाळेवर किंवा उच्च माध्यमिक शाळेवर अध्यापनाचे काम करावे लागेल.

२) तसेच खालील कामे सुरु करणे देखील अनिवार्य राहिल.

- १) गृहपाठ तपासणे (Checking Home assignments)
- २) विद्यार्थ्यांचे वर्तन चिकित्सा करणे. (Case study of behaviour)
- ३) शाळेत सभ्यतेचा करणे. (Social work)
- ४) सांस्कृतिक कार्यक्रम आयोजित करणे. (Cultural activities)
- ५) वर्गाची हजेरी घेणे. (Attendance)
- ६) स्पर्धा व क्रीडा आयोजित करणे. (Games & sports)
- ७) दैनंदिन प्रार्थना व दिनविशेष. (Prayer and assembly)
- ८) परिपाठ घेणे.
- ९) गृहपेठी देणे. (Home visits for parents)
- १०) वर्गशिक्षक वा नात्याने इतर कामे करणे. Work as class teacher
- ११) शाळेत हजेराची माहिती घेणे. Record of absence
- १२) अन्य शाळेत उपक्रम आयोजित करणे. co-curricular and extra curricular activities

### विद्यार्थी शिक्षकांना महत्वाच्या सूचना :

- १) आपल्या वर्ग शिक्षकांना भेटून १० दिवस अगोदरच नियोजन करणे सुरु करा. प्रत्यक्ष काम सुरु होण्यापूर्वी सर्व नियोजन पूर्ण हवे.
- २) पाठची टाचणे संक्षिप्त काढा. विद्यार्थी शिक्षक सेवाकाल सुरु होण्यापूर्वी सर्व टाचणे काढून पूर्ण व्हावीत.
- ३) इतर १२ कामे वर्ग शिक्षक, मुख्याध्यापक, सहकारी विद्यार्थी शिक्षक यांच्या सल्ल्याने मार्गदर्शक प्राध्यापकांच्या मार्गदर्शनाखाली पूर्ण करा.
- ४) एक आठवडा आपल्या वर्गावरच काम पूर्ण करा.
- ५) प्रत्येक काम क्रमे पूर्ण केले, याचा निष्कर्ष काम निपाला चाची ज्वलितग नोंद देवा.

आतापर्यंत केलेल्या अध्यापन प्रात्यक्षिक कार्याचा अनुभव लक्षात घेऊन हे काम जबाबदारीने पूर्ण करा. नोंदरीत तुम्हाला सलग ८ ताशिक अध्यापन करावयाचे आहे. त्याची तयारी म्हणून याचे खूप महत्त्व आहे. वर्गशिक्षकांनी तुम्हें बरोचच केले, मुख्याध्यापकांना समाधान वाटले, विद्यार्थ्यांना तुमचा लक्षा लागला व मार्गदर्शक प्राध्यापकांनी समाधान व्यक्त केले तरच तुम्ही या कार्यात यशस्वी झाला असे समजा.




Principal  
Shri Shivaji College of Education  
Nashik  
प्रमुख  
विद्यार्थी शिक्षक सेवाकाल शिबीर  
श्री शिवाजी शिक्षण महाविद्यालय

### 3. Shivaji Station Branch High School

#### CERTIFICATE

This is certified that student-teachers of Shri Shivaji College of education, Amravati conducted internship and school engagement and activities are classroom teaching, time table preparation, student counselling, PTA meetings, home assignments and test, organising academic and cultural activities, office record noting and prepared result sheets and progress reports. Student teachers are innovative, creative and ICT oriented and supportive. In every session they conduct school engagement and internship in our school and our students get benefitted. Cooperation of Shri Shivaji College of education Amravati is always encouraging, enhancing and supportive.

I wish them good luck for future

  
Head Master  
Shri. Shivaji Maratha High School,  
St. Branch, Amravati.

#### Internship School - SHIVAJI STATION BRACH HIGH SCHOOL

Name of the Intern : PALLAVI PAWAR

Sr.No.	Duty Assigned
1	Teaching classes for standard 8th and 9th
2	Substitution classes
3	Supervision duty during examination
4	Duty of conducting prayer service and games for day
5	Conducting quiz for standard 8th
6	Conducting art class for lower class
7	Duty of entering marks in the students progress card
8	Duty of taking students for seminar and maintaining discipline.
9	Totaling the marks of students

#### Internship School -

Name of the Intern : Anagha Padwad

Sr.No.	Duty
1	Temperature testing duty
2	Morning Assembly
3	Teaching classes 6-10 as per the time table
4	Discipline duty during break period
5	Substitution duty
6	Organizing co - curricular activities for the class allotted by the Principal

  
Principal  
Shri Shivaji College of Education  
Amravati.



# Classroom teaching

विद्यार्थी शिक्षण प्रमाणपत्र

पुस्तक : (Evaluation)

① Why was the mason a very good workman?  
 ② What sudden decision did the mason take?  
 ③ What shock awaited the mason?  
 ④ What was the contrast in the workmanship of the best house?  
 ⑤ What condition did the mason lay down before agreeing to work for the stranger?

घरचा काम : (Home Work)

1) Write down a short summary of 'The House-Builder'.  
 2) Write down 4 to 5 lines about the qualities of mason work.

अभिलेख : (Remark)

Assistant Professor  
 P. V. P. College  
 P. V. P. College  
 पंजीयनाधीन शिक्षक (पाठ्याधीन)

विद्यार्थी शिक्षण प्रमाणपत्र

(c) घाटाचे दायज

काय घेतला अंकांक : 2

वर्ग : Pryamatta High school, Amravati दिनांक : 28-09-22  
 क्र. : 8<sup>th</sup> वेळ : 45 min  
 विषय : English शाळा : \_\_\_\_\_  
 पाठ्यांक (Lesson Unit) : The song of songs

पुस्तक पुढील : Students know about music.

उपयोजन (Preparation)

① Do you like to listen to music or song?  
 ② Who is your favourite singer?  
 ③ What types of songs do you sing?  
 ④ Do you practice singing under the guidance of a guru?  
 ⑤ What is difference between folk music and classical music?

हेतूकथन (Statement of aim)

Today, we are going to learn a lesson "The song of songs."

9) इतर कार्यांचे नियोजन


क्र.सं.	कार्याचे नाव	दिनांक	कारिका	कार्याचे स्थान
1)	गृहकार्य		1	Given homework on topic house
2)	शिक्षणवर्तीचे निरीक्षण		1	Evaluation of student work taken places.
3)	दस्तावेजांचा संपादन करणे		1	
4)	पुस्तकी वरून पुस्तक बनवणे		1	keeping record about the present
5)	हाताचे स्वच्छता करणे		2)	cleaning the school premises
6)	सांस्कृतिक कार्यक्रमांचे आयोजन		3)	organization of different programs
7)	कार्याची हजेरी		3)	Attendance record maintenance
8)	कार्याचा व किताब आयोजन		1	organization of games
9)	सौभाग्य			
10)	गृहकार्य		1	Given homework to the students
11)	कार्याचे वरून पुस्तक बनवणे		2)	Taking information for school office
12)	कार्याचे संपादन करणे		2	keeping record about cleaning of premises
13)	अन्य कार्यांचे आयोजन		4	cleaning of premises was taken place.

पुस्तक : 1) कार्याची हजेरी घेणे घेतली पाहिजे.  
 2) सर्व शिक्षकांना या कार्याचे इतर कामांमध्येही वेळ घालायला पाहिजे.  
 3) अन्याय करणे टाळावे व किताब आयोजन घेणे पाहिजे.  
 4) वेळी वेळी सांस्कृतिक उपक्रम व किताब आयोजन घेणे पाहिजे.

c) गावठी

(पुस्तक व शिक्षण प्रमाणपत्र यांच्या आधारे वरून घेतले जाई.)

वर्ग : Pryamatta High  
 दिनांक : 7-9 ते 5-26  
 शाळा : \_\_\_\_\_



1) गावठी - After cleaning the whole class Rangoli was taken out of the class.  
 साहित्य - broom, chalk, dustbin, flowerpot  
 कृती - Neatly, cleaned all classroom and blackboard & wrote date on it. The made poster of some mathematical formulas and Grammar they made flower of different colours with the help of craft paper.

2) गावठी मीठ - (कार्याची हजेरी व किताब आयोजन घेणे पाहिजे.)  
 गावठी -  
 Khura to Ekachi dharna. Humko man ki shakti jagata pram appave. dang man vijay hare.

3) गावठी - (सर्व गावठी मीठ घेतले जाई.)  
 साहित्य - rope, two wooden pole, time watch, pocket etc.  
 गावठी कृती - they were divided into two groups 12 students included in each group. The competition was started with the students. The string was drawn by the help of rope. At the end three members like first, second & third were drawn. prizes were given to each winner.

4) गावठी - (दस्तावेजांचा संपादन करणे, साहित्य, कृती, शिक्षणवर्ती, किताब आयोजन घेणे पाहिजे.)

## Time-table preparation

४) अध्यापन - कायचि नियोजन

सप्ताहिक/वर्षा माध्यमिक वर्ग : 8<sup>th</sup> (A) दिनांक : \_\_\_\_\_

क्र.सं.	सोपथार	समकथार	सुधया	सुस्यार	सुस्यार	सुस्यार	सुस्यार
1.	Eng	Eng	Eng	Eng	Eng	Eng	Marathi
2.	Math	Math	Math	Math	Math	Math	English
3.	Science	Science	Science	Science	Science	Science	Math
4.	History	History	History	History	History	History	Hindi
अध्यापन							
5.	Hindi	Hindi	Hindi	Hindi	Hindi	Hindi	Hindi
6.	Marathi	Marathi	Marathi	Marathi	Marathi	Marathi	PT
7.	PT	Drawing	PT	Geography	Geography	Geography	Geography
8.	Geography	PT	Drawing	Drawing	Drawing	Drawing	PT

दिवसिक शाळेतील वार्षिकीस अध्यापन :

क्र.सं.	दिनांक	तारिका	विषय	पाठ विषय / पालक
1.	21-09-22	3	English	Excuses! (A skit)
2.	23-09-22	5	English	The song of songs
3.	25-09-22	7	English	The vet
4.	27-09-22	8	English	Festival of North-East India
5.	28-09-22	9	English	Androcles and the Lion
6.	21-09-22	6	History	Sources of History (written)
7.	23-09-22	3	History	Sources of History (Material)
8.	24-09-22	2	History	Sources of History (oral)
9.	27-09-22	5	History	India's Events after 1960 (1960)
10.	28-09-22	5	History	India's Events after 1960 (1960/1971)

## PTA meetings

Shri. Shivaji College of Education,  
Amravati

Name - Pragati Yashwanth Ganvir

Class - B.Ed - II Year (Sem-IV)

Roll No - 08 Academic Year - 2022-2023

Subject - <sup>writing</sup> Report on PTA  
in Shri Shivaji Maratha  
High School Station  
Branch, Amravati

Guided by -  
Dr. Kshatriya sir



# • Report - PTA - Meeting

Shri. Shivaji Maratha  
High School (Station Branch),  
Amravati

## • Introduction -

Parents Teacher  
Association was held on 24<sup>th</sup>  
January 2023 from classes 8<sup>th</sup> to 10<sup>th</sup>  
in Shri. Shivaji Maratha High School  
(Station Branch, Amravati)

The meeting was held in  
order to discuss the performance  
of students with their Parents.

Also feedback regarding their  
studies, health and performance  
were discussed with their Parents

The Parents to Communicate  
with all teacher in the school. In this  
School

Teachers to arrange regular  
meeting with Parents and explained  
them abouts students performance  
so, that they can make further  
plans to improved students  
studies and Activities.



GPS Map Camera

Amravati, Maharashtra, India

WQH5+2G3, Gandhi Nagar, Vivekanand Colony,  
Amravati, Maharashtra 444606, India

Lat 20.927396°

Long 77.758619°

24/01/23 02:26 PM GMT +05:30

Google



GPS Map Camera

Amravati, Maharashtra, India

Laxmi Niwas, Rajesh Mod Sath Khiradi Hamalpura, Congress  
Nagar Rd, Vivekanand Colony, Amravati, Maharashtra 444606,  
India

Lat 20.927945°

Long 77.759238°

24/01/23 02:29 PM GMT +05:30

Google











## 4. Kasturba Kanya School, Amravati

### Classroom teaching

**Internship School - KASTURBA KANNYA SHALA**  
**Name of the Intern : SANGITA KAKADE**

Class begins from 9.00 a.m to 3.00 p.m  
 Reporting time for interns - 8.45 a.m  
 Schedule of work in the internship School

1. Temperature checking
2. Assessing morning assembly
3. Invigilation of semester exams
4. Office work to fill challan
5. Library work to enter dada from the record to the system
6. Substitution duties
7. Participation in the preparation for Birth anniversary of Dr P. Deshmukh
8. Guiding the students for the fit India activities
9. Guided the students for mass PT exercises
10. Teaching lessons of pedagogy 1 and 2

*Sangita Kakade*  
 P. Deshmukh  
 Shri Shivaji College of Education  
 Amravati.

**SHRI SHIVAJI COLLEGE OF EDUCATION, AMRAVATI**  
**FEED BACK SCHEDULE**  
**FROM TEACHERS**

SR. NO.	Aspects under Curriculum	Good-Retain as it is	Requires modification	Suggested modifications
1	Planning for lessons	✓		
2	Methodology of teaching (like activity based, traditional, etc.)	✓		
3	Discipline in planning and execution of the lesson	✓		
4	Size of content		✓	
5	Preparation of learning aids		✓	
6	Use of learning aids			✓
7	Additional responsibilities assigned			
	-Value Education lesson	✓		
	-Physical and Health education	✓		
	-Administration of tests related to assignments	✓	✓	
8	Teacher enthusiasm	✓		
9	Readiness for additional responsibilities	✓		
10	Organizational skills	✓		
11	Personality factors	✓		
12	Accountability	✓		
13	Concern for students	✓		
14	Self Assessment scale	✓		
15	Lesson Observation	✓		
16	Evaluation Schedule	✓		

*Sangita Kakade*  
 Principal  
 Shri Shivaji College of Education  
 Amravati.

**अनुसूची**

(Index)

१. प्राथमिक कार्य (Tutorial work)
२. प्रास्ताविक (Introduction)
३. विद्यार्थी शिक्षकांची सभा (Meeting of part teacher)
४. आवधान करारचे वेळापत्रक (Time table preparation)
५. इतर कार्याचे नियोजन (Other work plan)
६. शाळात्मक वर्ग अध्यापन (Classroom teaching)
७. घटक नियोजन (Unit planning)
८. पाठ्ये टाचण (Lesson plan)
९. गृहकार्य (Home assignment)
१०. घटक चाचणी (Unit test as final)
११. विद्यार्थी अर्थ विचारना (Case study)
१२. शाळेचे समाजसेवा (Social work)
१३. सांस्कृतिक कार्यक्रमा (Cultural activities)
१४. वर्गाची हजेरी (Class presence)
१५. स्पर्धेचे आयोजन (Planning of competitions)
१६. परिषद
१७. शाळकाठी पर्यटनकार व गृहभेटी (visits to parents and relative correspondance)
१८. वर्ग शिक्षक या नात्याने इतर कामे (other work as class teacher)
१९. शाळेचे दफ्तरी मॉडेली (School Record)
२०. अन्य शाळेचे उपक्रमाचे आयोजन (other co-curricular activities)
२१. शाळाची मॉडेली व तासिकेचे वेळापत्रक (School Record and time table)
२२. विद्यार्थी शिक्षक - विद्यार्थ्यांचा मंडळ (Students opinion about their school)
२३. विद्यार्थी शिक्षकांच्या सेवाकार्ड - कामाबद्दल सर्वेक्षित शाळातील वर्ग शिक्षकांच्या अधिप्राय व स्वाक्षरी (school teachers and Head-Feed back)
२४. मार्गदर्शक प्राध्यापकांचे अधिप्राय व स्वाक्षरी (HOD Remarks of Head)
२५. विद्यार्थी शिक्षक सेवाकार्ड शिबीर विभाग प्रमुखाचा अधिप्राय व स्वाक्षरी (Feedback of Head)
२६. विद्यार्थी शिक्षक सेवाकार्ड शिबीर प्रमुखाचा अधिप्राय व स्वाक्षरी (Feed of Principal)
२७. प्रमाणपत्र (Certificate)



Principal  
Shri Sai Baba's Institute  
Nashik

**(२५) विद्यार्थी शिक्षक सेवाकार्ड शिबीर विभाग प्रमुखाचा अधिप्राय व स्वाक्षरी**

Attendance was proper and I am satisfied for your active involvement and participation.

Improved practice skill provides you better opportunity in future. I wish all the best.

**(२६) विद्यार्थी शिक्षक सेवाकार्ड शिबीर संबंधी शिबीर प्राध्यापकांचा अधिप्राय व स्वाक्षरी**

Your presence and attendance is excellent. Your batch involve very actively in all co-curricular, curricular and extra-curricular activities.

As my wishes to you for future life. All the best.



Principal  
Shri Sai Baba's Institute  
Nashik



(८) पाठचे टाठण

पाठ योजना क्रमांक : 2

शाळा : Shri-shiraji Multipurpose school, Amravati दिनांक : 4/4/2022  
 वर्ग : 8th वेळ : 40 Min  
 विषय : Biology तारा : 100th  
 पाठ्यांश (Lesson Unit) : Important diseases of present day

गृहित पूर्वज्ञान : Review of knowledge :  
 We saw into last chapter that diseases, symptoms, causes and in this lesson, have to learn about some important diseases around us.

प्रस्तावना (Preparation) :

- 1) Which diseases seem surround us?
- 2) What are causes?
- 3) Can they control by preventive measure?

हेतुकथन (Statement of aim) :

Personal hygiene, drink boiled water during rainy season, keep hands clean, what are symptoms of present day diseases are seen in this chapter.

विषय प्रतिपादन ( Presentation )

पाठ्यवस्तु Matter	शिकविण्याचे मुद्दे Teaching points	मूल्यनिर्धारण Value Significance	उद्दिष्टे व स्पष्टीकरण Objective with specifications
mosquitoes lay the eggs in water-logged places and thereby their population increases.	Dengue	Observation capacity: students observe dengue disease diagram.	Gaining knowledge: How dengue get spread.
Infection for swine flu occurs through pigs and human.	Swine-flu	Correctives: students know about flu.	knowledge: students have knowledge of bird flu.
The disease is caused by HIV (Human Immunodeficiency Virus).	AIDS	Try to understand by knowing AIDS.	Gaining knowledge of HIV Virus.
The control measures to control animal infections.	Infections through animals	Observation capacity: observe kindly.	Gaining knowledge.
The viral disease occurs due to bite of infected dog, rabbit, monkey, rat, cat, etc.	Rabies	Observation capacity: caused by mainly dog.	Knowledge: Hydrophobia.

मूल्यांकन :  
( Evaluation )

- 1) Do you observe mosquitoes around you?
- 2) Is AIDS infectious?
- 3) In how many days vaccination is taken before symptoms of rabies?
- 4) What is longform of AIDS?
- 5) Dengue is spread by?

गृहपाठ :  
( Home Work )

- 1) Explain dengue.
- 2) Writedown in brief symptoms of rabies.

अभिप्राय :  
( Remark )

Use proper teaching Aids.  
Class control is necessary  
Improve involvement of students  
Make slide of proper presentation for ICT use

पर्यवेक्षकाची स्वाक्षरी  
(पाठापूर्वी)

पर्यवेक्षकाची स्वाक्षरी  
(पाठापूर्वी)



28/4/2022

## (२०) वर्गशिक्षक या नात्याने इतर कामे

अध्यापनशिवाय वर्गशिक्षकांना अरिथे करणे वर्गशिक्षक या नात्याने करावी लागतात. साक्षिणी माहिती पुरविणे हे स्थानीय महाविद्यालयाचे काम आहे. आपल्या वर्गाची पुनर्रचना जाह्याची कामाची ही अनेक कामे करावी लागतात. मागील विधान तीन कार्ये विद्यार्थी शिक्षकांनी स्वतः करावी. उदा. स्वतःलाक्षिणे वर्ग चालवणे. सरासरी तसेही करावे, वर्गाची मासिक माहिती देणे, छात्रांनी मान्य प्रथमिक शाळेत भी गोळा करणे, वर्गाचे निष्काळणक तयार करणे, उत्तरेच पाहणी करणे इत्यादी.

वर्गशिक्षक या नात्याने इतर कामे - (वर्ग शिक्षकांनी वर्ग चालव यादी तयार करा)

- |                                    |  |
|------------------------------------|--|
| १) <u>Task Presenty</u>            | ६) <u>Task reading.</u>                                |
| २) <u>check Home work</u>          | ७) <u>Did black board work</u>                         |
| ३) <u>Communication</u>            | ८) <u>Give Homework.</u>                               |
| ४) <u>Understand problems</u>      | ९) <u>Solve problems</u>                               |
| ५) <u>management of classroom.</u> | १०) <u>Evaluation &amp; test on the teaching part.</u> |

अ) वर्गशिक्षक या नात्याने काम : क्रमांक १) आरोग्य पाहणी

आपल्या वर्गातील विद्यार्थ्यांनी वजन, उंची घ्या

या बाबतचे आपले निरीक्षण-

- १) Not height according to BMI & not correct weight.
- २) Some students were so tall.
- ३) Some students were small at height.
- ४) Some were fat & some were weak.
- ५) Some students were very weak.

ब) वर्गशिक्षक या नात्याने काम : क्रमांक २) मासिक माहिती

वाचा फॉर्म वर्गशिक्षकांकडून मिळवा व तो व्यवस्थित भरा.

पटावरील संख्या		मासिक सरासरी गुण		शेकडा प्रमाण		महि-पाठ्या सुट्यातील पट संख्या
मुले	मुली	मुले	मुली	मुले	मुली	
०६	६०	००	५५	००	३५%	६०
नवीन दाखले		पगळी		महिण्या अग्लेची पट संख्या		पट संख्या कमी होण्याची कारणे
६०		१०		६०		१०

विद्यार्थी शिक्षक सेवाकाल शिबीर

## ३) विद्यार्थी शिक्षकांची शिक्षक या नात्याने सेवाकाल शिबीर संबंधी सभा :

सेवाकाल शिबीरातील सर्व विद्यार्थी शिक्षकांना सूचित करण्यात येते की, विद्यार्थी शिक्षक परिषदेची (स्टाफ कौन्सिल) सभा Staff Council दि. 2/4/2022 रोजी सकाळी 8:30 वाजता महाविद्यालयाच्या विद्यार्थी भवनात होईल. ती सर्वांनी उपस्थित राहावे.

सभे पुढील विषय :

- १) मागील सभेचे इतिवृत वाचून कायम करणे.
- २) सेवाकाल शिबीराचा दिनांक ठरविणे.
- ३) सेवाकाल शिबीरात करावयाच्या कामाचे वाटप करणे.
  - अ) विद्यार्थ्यांच्या समस्या जाणून घेणे.
  - ब) सांस्कृतिक कार्यक्रमांचे आयोजन.
  - क) विविध स्पर्धांचे आयोजन.
  - ड) खेळ व क्रीडांचे आयोजन.
  - इ) पालकांशी संपर्क.
  - फ) शालेय दस्तऐवजी माहिती घेणे.
  - ग) शालेय सामाजिक समाजसेवेची माहिती घेणे.
- ४) अध्यापकांच्या पावानगीने वेळेवर येणारे विषय.





## Time-table preparation

विद्यार्थी शिक्षक सेवाकाल शिबीर

### ४) अध्यापन - कार्याचे नियोजन

माध्यमिक/उच्च माध्यमिक वर्ग : 8 दिनांक : 2/4/2022

तासिका	सोमवार	मंगळवार	बुधवार	गुरुवार	शुक्रवार	शनिवार
१.	Marathi	Marathi	Marathi	Marathi	Marathi	Marathi
२.	History/ Geography	History/ Geography	History/ Geography	English	English	English
३.	Maths	Maths	Maths	History	History	History
४.	Science	Science	Science	History	History	Geography

#### मध्यान्तर

५.	English	English	English	Science	Science	Science
६.	Marathi	Marathi	English	Marathi	Marathi	Marathi
७.	History	History/ Geography	History/ Geography	Maths	Maths	Maths
८.	Science	Science	Science	Science	Science	Science

#### माध्यमिक शाळेतील वर्गावरील अध्यापन :

पाठ क्रमांक	दिनांक	तासिका	विषय	पाठ विषय / पाठ्यांश
१.	1/4/2022 Friday	fifth	Biology	Infectious diseases
२.	4/4/2022 Monday	fourth	Biology	Important diseases of present day.
३.	8/4/2022 Friday	fifth	Biology	Cell. Organettes
४.	12/4/2022 Tuesday	fourth	Biology	Cell. Organelles (vacuoles)
५.	16/4/2022 Saturday	fifth	Biology	Human Body (Respiration)
६.	18/4/2022 Monday	fourth	Physics	Wind
७.	22/4/2022 Friday	fifth	Physics	characteristics of wind
८.	25/4/2022 Monday	fourth	Physics	storm
९.	27/4/2022 Wed	fourth	Physics	mirror
१०.	28/4/2022 Friday	fifth.	Physics	water

(२१) शाळेची माहिती व तासिकेचे वेळापत्रक

शाळेचे नाव : Shri Shiraji Multipurpose Secondary and Higher secondary school.

अध्यापक विद्यालयापासून अंतर : 1 Km

वर्ग	५ वी	६ वी	७ वी	८ वी	९ वी	१० वी	११ वी	१२ वी
तुकडी संख्या	१	१	१	१	१	१		
विद्यार्थी संख्या	६०	५०	६०	५०	४५	४०		

मुख्याध्यापकाचे नाव :

M. S. Malareddi.

वर्ग शिक्षकाचे नाव :

एकूण शिक्षक संख्या :

३५

विद्यार्थी संख्या : ३०५

शाळेत दुपार पद्धत (शिफ्ट) आहे काय?

होय/नाही Afternoon

खोल्याची संख्या :

२८

क्रिडांगण : Yes.

शाळेत येणारी वर्तमानपत्रे :

१) sakal २) Hindustan ३) Darbarnati

खालील गोष्टी पुरेशा असल्यास (✓) अशी खूण करा, नसल्यास (X) अशी खूण करा.

- |                   |                                     |                     |                                     |                     |                                     |
|-------------------|-------------------------------------|---------------------|-------------------------------------|---------------------|-------------------------------------|
| १) खेळाचे साहित्य | <input checked="" type="checkbox"/> | २) विज्ञान साहित्य  | <input checked="" type="checkbox"/> | ३) चित्रकला साहित्य | <input checked="" type="checkbox"/> |
| ४) नकाशे          | <input checked="" type="checkbox"/> | ५) शैक्षणिक साहित्य | <input checked="" type="checkbox"/> | ६) फलक कार्य        | <input checked="" type="checkbox"/> |
| ७) ग्रंथालय       | <input checked="" type="checkbox"/> | ८) वाचनालय          | <input checked="" type="checkbox"/> | ९) स्वच्छता         | <input checked="" type="checkbox"/> |

या शाळेत मला आवडलेल्या वैशिष्ट्यपूर्ण गोष्टी-

- |                                     |                              |
|-------------------------------------|------------------------------|
| १) <u>Large Ground</u>              | ६) <u>School Garden</u>      |
| २) <u>Arrangement of classrooms</u> | ७) <u>Hall</u>               |
| ४) <u>Laboratory.</u>               | ८) <u>Atul Tinkaling Lab</u> |

तासिकेचे वेळापत्रक

तासिका क्रमांक	वेळ
१. १२.०५ to १२.४५	४० minutes
२. १२.४५ to १.२०	५५ minutes
३. १.२० to १.३०	small recess
४. १.३० to २.०५	३५ minutes.
५. २.०५ to २.४०	३५ minutes
६. २.४० to ३.०५	middle recess
७. ३.०५ to ३.४०	३५ minutes
८. ३.४० to ४.१५	३५ minutes
९. ४.१५ to ४.५५	३५ minutes.

छोट्या सुट्टीची वेळ : Afternoon १ to १:१० Long bell मोठ्या सुट्टीची वेळ : २.४० to ३.

अर्धा दिवस : saturday.

२.१५ ते २.३० वेळ



(११) विद्यार्थी वर्तन चिकित्सा 23/4/2022

विद्यार्थी शिक्षकाने आपल्या वर्गातील एका विद्यार्थ्यांच्या वर्तनाचे बारकाईने निरीक्षण करावे, त्या वर्तनावरून योग्य तो निष्कर्ष काढला त्यावर योग्य ती उपाययोजना करावी. याबाबत वर्गशिक्षक, पालक यांचे योग्य ते सहकार्य घ्यावे. त्याच्यातील दोषाची कारणे शोधावित, मानसशास्त्रीय दृष्टीने याचा अभ्यास करावा.)

विद्यार्थ्याचे नाव : Aarav Pravin Bobade वय : 13

विद्यार्थी वर्तन चिकित्सेचा मुद्दा	विद्यार्थ्यांच्या वर्तनाचे निरीक्षण व चिकित्सेचा दिवस						निष्कर्ष	उपाय योजना
	१ वा दिवस	२ रा दिवस	३ रा दिवस	४ था दिवस	५ वा दिवस	६ वा दिवस		
१) नियमितपणा-	✓	✓	✓	✓	✓	✓	Good peotomane	Give Puri-shower-nt
२) अभ्यासातील नियमितपणा-	✓	✓	✓	✓	✓	✓	Excellent	Give Home work daily
३) शाळेबद्दल अभिमान-	✓	✓	✓	✓	✓	✓	Have proud	Take Prayers daily
४) आरोग्य व स्वच्छता-	✓	✓	✓	✓	✓	✓	shoud Impro-ve	Tell some prints
५) विशेष गुण व आवड-	Active	Invol-vement in activity	Excited to learn new topic	Gives correct answers	kind boy	helpful in classroom Decoration	Very Active at each class	shoud give exams
६) एकंदरीत वर्तन विशेष-	obeying	Time to time work	perfect-ness	Good Hand-writing good.	Excellent work.	Proper speaking skills.	very Good.	obey some rules.

विद्यार्थ्यांच्या वर्तनाची चिकित्सा व त्यावरील उपाय योजनेबद्दल सूचना -

- 1) Obeying, active students.
- 2) should participate in activity.
- 3) They should speak properly.

(१०) घटक चाचणी

(प्रत्येक अध्यापन विषयाची)

अध्यापनाचा विषय : Biology

विद्यार्थी शिक्षकांनी आपल्या अध्यापन विषयाचे अध्यापन वर्गात केल्यानंतर विद्यार्थ्यांचे मूल्यांकन करण्याचे हेतूने शिकविलेल्या घटकावर २० गुणांची घटक चाचणी तयार करावी व विद्यार्थ्यांची चाचणी घ्यावी. Each que carry 5 marks.

Q.1) Writedown fill in the blanks. (5 marks)

- ① All the organisms are \_\_\_\_\_
- ② Long form of AIDS \_\_\_\_\_
- ③ Generic medicines are also known as \_\_\_\_\_
- ④ 7<sup>th</sup> April is known as \_\_\_\_\_ Day.
- ⑤ \_\_\_\_\_ is important to prevent disease.

Q.2) Explain following in short one sentence. (05 marks)

- ① Types of diseases.
- ② classification of microbes.
- ③ kingdom monera.
- ④ Biodiversity: Define.
- ⑤ Symptoms of dengue.

Q.3) state true or false. (05 marks)

- ① Hepatitis virus - A, B, C, D, E
- ② Acute fever is caused by flu.
- ③ Cancer is caused by chewing tobacco.
- ④ Fungi size is approx. 10µm to 100µm.
- ⑤ Algae are aquatic.

Q.4) Match the pairs (05 marks)

- Section 'A'
- 1) Tuberculosis
  - 2) Hepatitis
  - 3) Dysentery
  - 4) Cholera
  - 5) Typhoid

- Section 'B'
- a) Vibrio cholera
  - b) Hepatitis virus - A, B, C, D
  - c) Salmonella Typhi
  - d) Mycobacterium tuberculosis
  - e) Bacteria, virus, shigella.

घटक चाचणी मूल्यांकन

गुणांची टक्केवारी	८० च्या पुढे	६० ते ७९	७८ ते ५९	४० पेक्षा कमी
विद्यार्थ्यांची संख्या	2	6	15	2



महाराष्ट्र शासनचे विद्यापीठाला दिलेला गृहपाठ तपासणाऱ्या, गृहपाठाला विलगलेल्या मुलांची माहिती नीट तसेच पत्रकार करणे.  
इयत्ता : ११<sup>थी</sup>  
विषय : Biology

Q. Writedowns different parts of cell? And explain different cell organelles with their functions.

गृहपाठ मुलांचा सारांश :

मुलांची संख्या	६० व्या मुळे	६० ते ७९	७९ ते ९९	१० पेक्षा जास्त
विद्यार्थ्यांची संख्या	२५	३०	३०	५

गृहपाठ तपासतांना विद्यार्थ्यांच्या विस्तृत आलेल्या सर्वसाधारण त्रुटिया -

- 1) Improper shorthand writing.
- 2) Short answers written.
- 3) Not written topic wise
- 4) Some students did not understand how to write answers.

या त्रुटिया दूर करण्यासाठी खालीलप्रमाणे उपसमोच्चना-

- 1) Tell proper question with answers
- 2) Writedown homework on black board.
- 3) Tell how to write answers topic wise 4-4 line
- 4) Marks have to question for exam purpose.

आगामी काही गृहपाठ :

- 1) विषय : भूतटिका - Physics -  
Q. What are different types of lenses? Explain.
- 2) विषय : पर्यावरण - Environmental science -  
Q. Explain pollution. Causes of pollution. write

## Homework :



\* students writedown homework which is written by student teacher on the back board.

(१३) सांस्कृतिक कार्यक्रम

प्रत्येक विद्यार्थी शिक्षकाने आपल्या वर्गातील विद्यार्थ्यांचा सुमारे १ तासाचा सांस्कृतिक कार्यक्रम आयोजित करावा या कार्यक्रमात गीत, नाट्यछटा, संवाद, गीत गायन, नकला, अंताक्षरी इ. प्रकारचा समावेश असावा. वर्गाचे कमीत कमी ५ कार्यक्रम व्हावेत. विद्यार्थी शिक्षकांनी अगोदर कार्यक्रम निवडावेत, बसवून घ्यावेत व नंतरच ते सादर करावे. वेळोवेळी वर्गशिक्षकाचा सल्ला घ्यावा. जास्तीत जास्त विद्यार्थी यात भाग घेतील असे पहावे नाविष्यपूर्ण कार्यक्रम सादर करावेत.

कार्यक्रमाचा दिनांक : 6/4/2022

वेळ : 2:40 to 3:05

कार्यक्रमाची माहिती :

अ.क्र.	कार्यक्रमाचे नाव	लगणारा वेळ	भाग घेणारे विद्यार्थी संख्या	साहित्य / साधने
१.	Singing	30min	38	Sound system
२.	Dancing	30 min	38	sound system
३.	Singing song by last name	30 min	38	sound system
४.	chair by song game	30 min	38	sound system
५.				

कार्यक्रमाची संक्षिप्त माहिती :

अ.क्र.	कार्यक्रमाचे नाव	संक्षिप्त माहिती
१.	singing song	Songs on India, Powade, Bhajan
२.	Dancing Competition	Katthak, Lawani.
३.	Singing song by last name	Sang songs from different word
४.		
५.		

सांस्कृतिक कार्यक्रमासाठी जमा केलेली साधने/साहित्य-

- अ) शाळेतील : Sound system
- ब) वर्गशिक्षकाकडील : Speaker
- क) पालकाकडून : -
- ड) विद्यार्थ्यांकडून : Speaker
- ५) Mobile



## ६) माध्यमिक वर्ग - अध्यापन

(पूर्णपणे ६ दिवस माध्यमिक वर्ग चालवावयाचा आहे. वर्ग संचलन, माध्यमिक व उच्च माध्यमिक वर्गपाठ याची माहिती आपणास झाली आहे. त्याचाच उपयोग येथे करावा.)

शाळेचे नाव : Sri. Shivaji Multipurpose School, Ambarati दिनांक : 18/4/2022  
शाळेची वेळ : 7:30 ते 10:30 विद्यार्थ्यांची संख्या : 36

१) वर्ग सजावट -

साहित्य - Balloons, less (golden & blue), flowers.  
कृती - students decorate class very beautifully by putting balloons on the wall or colours of yellow, pink & blue, lesses are placed between the balloons.

२) प्रार्थना गीत - (वर्गाची प्रार्थना व तुम्ही घेणार असलेले अभिनव गीत खाली लिहा.)

प्रार्थना

गीत

The prayer of  
"Tan man dhan se  
sada sukhi ho Bharat  
Desh Hamara  
"Itani shakti Hamie de"  
"Raghupati Raghav Raja Ram."

"Mansane mansashi  
manasasam jagane,  
hich amuchi prarthana  
an hech amuche ragane."


३) खेळ - (एक वा दोन वेळा घ्यावेत)

साहित्य - Ropes, chairs, one leg jump,

खेळाची माहिती - The skipping rope is played well as the winner was girl as 70 jumps. Sangit Kourchi (chairs) are placed as winner was boy as and girl winner as the Prachi. and leg jump as the round standing of girls & boys and they catch each other.

४) पाठ

- (इतिहास, भूगोल, भाषा, गणित यापैकी दोन पाठ घ्यावेत. साहित्य, कृती, विद्यार्थी सहभाग, शिक्षक सहभाग यांचा स्पष्ट उल्लेख खाली द्यावा.)



★ Game: chair playing by songs ★



★ Lesson: Biology art making ★

★ Another ⇒  
classroom  
Decora-  
-tion ★





4/5/2022

(१९) शालेय दफ्तराची माहिती

प्रत्येक विद्यार्थी शिक्षकाला शालेय दफ्तराची माहिती असणे आवश्यक आहे, प्रत्यक्ष सेवा काळात या माहितीचा खुप उपयोग होईल. रजिस्टर, फॉर्मची नावे, त्यातील रकाने कसे भरावेत याचे महत्व याची माहिती काळजीपूर्वक मिळवा. विशेषतः नंबर १ चे रजिस्टर, शाळ सोडल्याचा दाखला, प्रवेश पूर्व नोंद पत्रक, डेडस्टॉक रजिस्टर, परिपत्रक फाईल, मासिक रिपोर्ट फाईल, तपासणी फाईल, सेवा पुस्तक कार्यानुभव रजिस्टर इत्यादी महत्वाच्या गोष्टीची माहिती मिळवावी. याची माहिती वर्गशिक्षक, विशेषतः मुख्याध्यापक, प्राध्यापक यांच्याकडून मिळवावी. जर पडल्यास अनुभवी मुख्याध्यापकाचे व्याख्यान यासाठी आयोजित करावे. खालील माहिती काळजीपूर्वक भरा.

अ) रजिस्टर

रजिस्टरचे नाव	महत्वाचे रकाने	उपयोग
1) Arak Register	1) Arakan No. 2) Gaining date 3) Letter Number Date 4) From whom get. 5) Aim of sending 6) File No. 7) Stamp.	The gaining letters get notedown in this Arak Register.
2) Jawak Register.	1) Date 2) Letter Number 3) The letter who sent their name & address. 4) Subjects of letter 5) File No. 6) How letter sent 7) Stamp use and buy. 8) Collected money 9) stamp.	Send letters notedown in the register.

\* Jarak Registers



\* The sent letters are noted down in this register. \*

- Result Register 1-10 class shown.
- stock Register
- Teacher attendance
- Dayi (Student's Name, date of admission, DOB).
- All records destroy after 30 years.

*[Handwritten signature]*

c) Report on records maintained by schools



\* Inak Register : for record of gaining letters come from university. \*



\* Register : to keep records of students from year 2015/19 to 8/6/21. In this ① students name, ② Address, ③ mob No, ④ caste, ⑤ DOB, ⑥ Year & date of admission, ⑦ leaving date, ⑧ Passing date & year are involved. in charts.



## 5. Vikas Vidyalaya Amravati

### CERTIFICATE

This is certified that student-teachers of Shri Shivaji College of education, Amravati conducted internship and school engagement and activities are classroom teaching, time table preparation, student counselling, PTA meetings, home assignments and test, organising academic and cultural activities, office record noting and prepared result sheets and progress reports. Student teachers are innovative, creative and ICT oriented and supportive. In every session they conduct school engagement and internship in our school and our students get benefitted. Cooperation of Shri Shivaji College of education Amravati is always encouraging, enhancing and supportive.

I wish them good luck for future



*[Signature]*  
Associate Professor  
Shri Shivaji College of Education,  
Amravati.

*[Signature]*  
HEAD MASTER  
VIKAS VIDYALAYA  
AMRAVATI

*[Signature]*  
Principal  
Shri Shivaji College of Education,  
Amravati.

### SHRI SHIVAJI COLLEGE OF EDUCATION AMRAVATI

#### Mentor Report

Dear

We are proud to acknowledge your valuable service in the form of providing appropriate guidance and feedback to our teacher trainees especially during internship. Hence we kindly request you being the mentor teacher to give your report of our student teacher considering the factors mentioned in this Performa. This will help us to identify the skill need to be strengthen and provide appropriate input to our student.

Name of the school : Vikas Vidyalaya, Amravati  
Name of the Mentor : Kishor Khatwariya  
Name of the student teacher : Sanjay Kevle  
Subject Taught : History

- Lesson planning: Lesson planning was done as per format
- Execution of the lesson: Very Good
- (Transacting of the content, competency in core teaching skill, communication): Proper communication was done with the student by using various teaching skills
- Evaluation: Evaluation was done by asking lower & higher order question.
- Acceptance and Incorporating feedback: The following lessons were taken after due consideration of the instructions given
- Personality Factor: Educative attitude is visible

*[Signature]*  
Signature of the Mentor Teacher


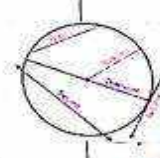
Date: 15/04/2022  
Place: Amravati

*[Signature]*  
Principal  
Shri Shivaji College of Education  
Amravati



# Classroom teaching

Small Group Session			
विषय प्रस्तुत ( Presentation )			
विषय Topic	विद्यार्थियों को Teaching points	अपेक्षित Value Significance	उद्देश्य व सीखने Objective and Specifications
<p><u>Introduction To Circle :</u></p> <p>A circle is a closed two-dimensional figure in which the set of all the points is equidistant from a given point called 'centre'.</p> <p><u>Radius of Circle :</u></p> <p>A line segment connecting the center of a circle to any point on the circle itself.</p> <p><u>Diameter of circle :</u></p> <p>A line segment that joins any two points on the circle passes through its center is called as Diameter?</p>	<p>Introduction To Circle.</p> <p>Radius of Circle.</p> <p>Diameter of Circle.</p>	<p>Students get aware of the definition of circle.</p> <p>Applications: student knows the difference between Radius &amp; Diameter of circle.</p>	<p><u>Knowledge:</u> students give correct definition of circle.</p> <p><u>Understanding:</u> student understand about the radius of circle.</p>

Small Group Session			
शैक्षणिक अनुभव ( Learning Experience )			
शिक्षक की Teacher's Activity	शिक्षार्थी की Pupil's Activity	विशेष शिक्षण Teaching Aids	समाप्त कार्य B. B. Works
<p>What is circle? ask the question to students.</p> <p>Very Good.</p> <p>Now, tell me what is the radius of circle?</p> <p>Very good.</p> <p>Who is ready to explain what is the diameter of circle?</p>	<p>A circle is a closed two-dimensional figure in which the set of all the points is equidistant from a given point called circle.</p> <p>A line segment connecting the center of circle to any point on the circle.</p> <p>A line segment that joins any two points on the circle passes through its center is called diameter.</p>	<p>Chart:</p> <p><b>CIRCLE IN DAILY LIFE</b></p>  	<p>Very Good.</p> <p>Now, tell me what is the radius of circle?</p> <p>Very good.</p> <p>Who is ready to explain what is the diameter of circle?</p>

( Introduction )				
Properties of Mensuration.				
अवधि व तिथि Date	विषय Topic	विश्लेषण (Content Analysis)	उद्देश्य व सीखने (Objectives and specifications)	अवसर अनुभव Learning experiences
5 <sup>th</sup>	Mensuration	<p>Area of Rectangle</p> <p>Perimeter of Rectangle</p> <p>Area of square</p> <p>Perimeter of square</p> <p>Area of Rhombus</p> <p>Area of Parallelogram</p> <p>Curved surface area</p> <p>Total surface Area</p> <p>Volume</p>	<p><u>Knowledge:</u> students can get aware about the different formula to manipulate with the mensuration.</p> <p><u>Understanding:</u> students can differentiate between different formulae.</p> <p><u>Application:</u> students can implement this concept in daily day to day life.</p>	<p>Students get aware about the different mensuration formula.</p> <p>Students get understand &amp; differentiate between formula.</p> <p>Derive the area of rectangle</p> <p>Perimeter of Rectangle</p> <p>Area of square</p> <p>Perimeter of a square</p> <p>Area of equivalent terms.</p> <p>Give the formulae of area of Rhombus</p> <p>Give the formula of area of Parallelogram</p> <p>Give the formula of volume of cone.</p>

Date	Time
9 <sup>th</sup>	35 min
Mathematics	4 <sup>th</sup>
विषय : Circle	
<p>विषय (Lesson Unit) : Circle</p>	
<p>विश्लेषण (Preparation) : (1) How many centre does a circle have?                  (2) Who introduce a circle?                  (3) What are the properties of circle?                  (4) Where circle used in our day to day life?                  (5) What are the application of circle?                  (6) What do you understand by the term circle &amp; its part?</p>	
<p>वक्तव्य (Statement of aim) : Dear students in this chapter we are going to learn about circle and its part (Radius, Radii) diameter, arc, semicircle) and the daily and basic uses of pointer.</p>	









PTA meetings













## 6. Shri Shivaji Multipurpose Highschool Amravati

### CERTIFICATE

This is certified that student-teachers of Shri Shivaji College of education, Amravati conducted internship and school engagement and activities are classroom teaching, time table preparation, student counselling, PTA meetings, home assignments and test, organising academic and cultural activities, office record noting and prepared result sheets and progress reports. Student teachers are innovative, creative and ICT oriented and supportive. In every session they conduct school engagement and internship in our school and our students get benefitted. Cooperation of Shri Shivaji College of education Amravati is always encouraging, enhancing and supportive.

I wish them good luck for future

  
Head Master  
Shivaji Multipurpose  
Higher Secondary School,  
Amravati.

### Shri Shivaji College Of Education Amravati

#### SCHEDULE OF INTERNSHIP WORK BY THE INTERNS IN THE SCHOOLS

Internship School : SHIVAJI MULTIPURPOSE HIGH SCHOOL, AMRAVATI

Reporting time for teachers - 11.00 a.m.

Morning assembly - 12.15 p.m

At 12:30 pm the classes begins where each class was 30 min of duration.

afternoon 9 periods with half an hour is given for lunch.

The work schedule in the school as follows -

1. Monitoring the school assembly
2. Teaching classes - pedagogy 1 & 2
3. Substitution classes
4. Relievers and supervision duty during exams
5. Invigilation duty during 10th std preparatory exam
6. Conducting activities to smaller classes (craft, drawing, singing etc) during substitution
7. Conducting interclass quiz competition during club activity
8. Participating in children's day programme and guiding students for Constitution day ce
9. Taking attendance of the students and temperature checking.
10. Attending a workshop on health and fitness along with students.
11. In charge of the science club and conducting activities.

  
Principal  
Shri Shivaji College of Educa  
Amravati



शिक्षणशास्त्र पदवी शिक्षणक्रम  
विद्यार्थी शिक्षक सेवाकाल शिबीर

(१) मासिक कार्य

नियोजन वही

अध्यापक महाविद्यालयाचे नाव : Shri Shivaji College of Education Am.  
विद्यार्थी शिक्षकाचे नाव व पत्ता : Vibhuti L. Sansingh Tawara.  
Gandraya Nagar, Rahatgaon Shivaji  
Nagar.  
वर्ष : २०२१ - २०२२ : कुल : \_\_\_\_\_ क्रमांक : \_\_\_\_\_  
विद्यार्थी सेवाकाल दिनांक : ०१ / ०४ / २०२२ ते ०९ / ०४ / २०२२  
शाळेचे नाव : Shri Shivaji Multipurpose School.  
Amravati  
सेवाकाल मुख्याध्यापकाचे नाव : Shri S. M. Malave.  
सहकारी विद्यार्थी शिक्षकाचे नाव : Rutuja Makode, Shreya Gadlam.  
महाविद्यालयाच्या प्राचार्याचे नाव : Dr. V. N. Raut.  
विद्यार्थी शिक्षक सेवाकाल प्रमुखाचे नाव : K. Anagha Padwad  
सामंतीक प्राध्यापकाचे नाव : Dr. Kishor Kshabiya Sir.

## Classroom teaching

Dorothy Francis Grammar School

**(4) पाठ्येकादश**  
पाठ योजना क्रमांक : 1

शाळा : Shivaji Multipurpose Highschool. दिनांक : 01-4-22  
 वर्ग : 8th वेळ : 35 min  
 विषय : English तारीख : 2nd  
 पाठ्येकादश (Lesson Unit) : Be the Best (Poem)

युक्ति पूर्वकतः : Students know about the Poem 'Be the Best'.

प्रस्तावना (Preparation) :

- 1) Have you got a prize in any competition?
- 2) How did you feel at that time?
- 3) Have you ever failed in your efforts?
- 4) Do you think we should accept success as well as failures?
- 5) What will be your Reaction if you are not selected in a team?

उद्देश्य (Statement of aim) :

To today we learning to the Poem 'Be the Best' Written By Douglas Malloch.

शैक्षणिक अनुभूती (Learning Experience)		तेज साधने Teaching aids	सहाय्य साधने B. B. Works
शिक्षकाची कृती Teacher's Activity	विद्यार्थ्यांची कृती Pupils Activity		
Teacher gives a model Reading - Teacher Reads & translates.	Student listen Carefully.	textbook chalk	Date:  sub:
Teacher shows the Picture of Pine trees and explain.	Students observe the Picture.	Picture of Pine trees	class:
Teacher asks Que. Q-What Preparation is needed for Be the Best?	Student gives Ans. A- They aware of good and bad thinking.	Duster	Topic:
Q-What is the Name of the Poet?	A- The Name of the Poet is Douglas Malloch.	Color & chalk	Que.
Teacher asks students to use the word lesson from the Poem.	'Lesson' means it is not important as the other. Ex. When he was consulted of a 'lesson' about change.	textbook	Words



सुझाव : (Evaluation)

- 1) Who wrote this poem?
- 2) Complete the given line -  
A) If you can't be a mischief-maker
- 3) What is the poet's nationality?
- 4) This poem is a piece of Advice tone.
- 5) Which message given through this Poem?

गृहकार्य : (Home Work)

- 1) Summarise the poem 'Be the Best' in your own words.
- 2) Write ten lines related to the poem 'Be the Best'.

Improvement in use of teaching aids

संक्षेप : (Remark)

44/50

परीक्षकाची खात्री (परामर्श)

Assistant Professor  
Shri Shivaji College of Education,  
Aurangabad.  
परीक्षकाची खात्री (परामर्श)

विद्यार्थी शिक्षक सेवाकालाबद्दल विद्यार्थी शिक्षकांचे, मुख्याध्यापकाची, इतर कर्मचाऱ्यांची प्रतिक्रिया-

(खालील दिलेल्या मुद्याबाबत विद्यार्थी शिक्षकांनी आपले मत मांडावे. या पत्रातील माहिती विद्यार्थी शिक्षकांनी सेवाकाल पूर्ण झाल्यावर घरावी)

- 1) आपण माध्यमिक वर्गावर स्वतंत्रपणे काम करू शकाल काय? Yes
- 2) माध्यमिक वर्गाची रजिस्ट्रर, साहित्य याची माहिती मिळविली काय? Yes
- 3) सलग चार तासिका अध्यापन करू शकाल काय? Yes
- 4) कावेरी आपण शैक्षणिक साधनांचा योग्य वापर केला काय? Yes
- 5) की विरंजन वेळापत्रास आपण बसवू शकाल काय? Yes
- 6) आपल्या वर्गातील किती टक्के मुलांना तुम्ही वाचने ओळखता? 80%
- 7) मुख्यमान्य पदवीस आपण परीक्षित झाला काय? Yes
- 8) माध्यमिक वर्गाची पूर्ण माहिती तुम्ही मिळविली काय? Yes
- 9) अध्यापनाशिवाय इतर कार्यक्रम आयोजित करू शकाल काय? Yes
- 10) 'गळती' धाबविण्यासाठी तुम्ही प्रयत्न करू शकाल काय? Yes
- 11) खास व जगात आनंदाने तुम्ही ख्यालित करू शकाल काय? Yes
- 12) खालील बाबींवर तुम्हाचे मत नोंदवा-

- अ) वर्गातील विद्यार्थी : There was Punctuality.
- ब) वर्गाने शिक्षक : They were coworkers.
- ग) शाळेचे मुख्याध्यापक : They were Guides.
- द) शाळेची शिस्त : It was very good.

- 13) आपण माध्यमिक वर्गावर स्वतंत्रपणे काम करू शकाल काय? Yes
- 14) अध्यापनात तुम्हास मनापासून आवडू शकाल काय? Yes
- 15) विद्यार्थ्यांबद्दल मनापासून प्रेम वाटते काय? Yes
- 16) विद्यार्थी शिक्षक सेवाकालाबद्दल तुम्ही आनंदाने वेळोवेळी पाठ मदल्याबाबत योगी खाली थोडक्यात लिहा-
- 1) Boost Confidence.
- 2) Understood How to Plan time.
- 3) Learn to work collectively.
- 4) The desire to acquire new knowledge developed
- 5) Understood the duty of a teacher

Vibhuti Kiron Singh Towers  
विद्यार्थी शिक्षकांचे नाव / स्वाक्षरी

दिनांक : 5.5.22

Assistant Professor  
Shri Shivaji College of Education,  
Aurangabad.

SHRI SHIVAJI COLLEGE OF EDUCATION, AMRAVATI

FEED BACK SCHEDULE

FROM TEACHERS

SR. NO.	Aspects under Curriculum	Good-Retain as it is	Requires modification	Suggested modifications
1	Planning for lessons	✓		
2	Methodology of teaching (like activity based, traditional, etc.)	✓		
3	Discipline in planning and execution of the lesson	✓		
4	Size of content		✓	
5	Preparation of learning aids		✓	
6	Use of learning aids'			✓
7	Additional responsibilities assigned			
	-Value Education lesson	✓		
	-Physical and Health education			
	-Administration of tests related to assignments	✓	✓	
8	Teacher enthusiasm	✓		
9	Readiness for additional responsibilities	✓		
10	Organizational skills	✓		
11	Personality factors	✓		
12	Accountability	✓		
13	Concern for students	✓		
14	Self Assessment scale	✓		
15	Lesson Observation	✓		
16	Evaluation Schedule	✓		

19/6/20

Principal  
Shri Shivaji College of Educa



# Mentoring

विद्यार्थी शिक्षण वेळापत्रक (बी.ए.)

**(१८) वर्गशिक्षक या भाष्याचे उतर काजो**

अध्यात्मशिक्षण वर्गशिक्षकाक बरीच कामे वर्गशिक्षक या नात्याने करावी लागतात. वर्गशिक्षकी याद्वारे विद्यार्थी यांच्यातून ते स्वतःच स्वतःच जागृत व्हावे. अशा अर्थाने वर्गशिक्षक यांच्याची यादी खालीलप्रमाणे आहे. वर्गशिक्षक यांच्या यादीतून ते स्वतःच स्वतःच जागृत व्हावे. अशा अर्थाने वर्गशिक्षक यांच्याची यादी खालीलप्रमाणे आहे.

वर्गशिक्षक या नात्याने इतर कामे - (कां. शिक्षकांनी पूर्वी करून घ्यावी लागत वक्त.)

१) <u>Average</u>	६) <u>Schedule</u>
२) <u>class information</u>	७) <u>Classroom organization</u>
३) <u>Pee collection</u>	८) <u>Documentation</u>
४) <u>Health checkup</u>	९) <u>Parent Meeting</u>
	१०) <u>Results</u>

ब) वर्गशिक्षक या नात्याने काम : उत्तमोत्तम २) आरोग्य पाहणी  
आरोग्य नागातील विद्यार्थ्यांनी बनवून, जेव्हा घ्या  
या बाबतचे उतरले निरीक्षण -

- १) The height of some of the student are just right
- २) Some students weight less than their height.
- ३) Some students weight is right with their age.
- ४) Many student take care of their health.
- ५) Some girls lost weight according to their age

ब) वर्गशिक्षक या नात्याने काम : उत्तमोत्तम २) याद्वारे वर्गशिक्षक यांच्यातून ते स्वतःच स्वतःच जागृत व्हावे. अशा अर्थाने वर्गशिक्षक यांच्याची यादी खालीलप्रमाणे आहे.

बटावरील संख्या		याद्वारे वर्गशिक्षक यांच्यातून ते स्वतःच स्वतःच जागृत व्हावे. अशा अर्थाने वर्गशिक्षक यांच्याची यादी खालीलप्रमाणे आहे.		उत्तमोत्तम		वर्गशिक्षकाच्या सुट्यावारीची पद संख्या
पुले	मुली	पुले	मुली	पुले	मुली	
२७	२३	२७	२३	३५	३५	६७
नवीन दाखले		बऱ्या		वर्गशिक्षकाच्या सुट्यावारीची पद संख्या		२५
५		२		२५		Poverty

(१८)

विद्यार्थी शिक्षण वेळापत्रक (बी.ए.)

**(१९) वर्गशिक्षक यांच्याची यादी**

इतर : ३५

क्र.सं.	विद्यार्थ्यांची पूर्ण नाव	दिनांक										एकूण हजेरा दिनांक	पुस्तकाची नोंद			
		१	२	३	४	५	६	७	८	९	१०		पुस्तक	वर्ग	अंक	
१)	Achal Meshram	P														
२)	Bharali Shekhar	P														
३)	Siddhi Bhande	P														
४)	Karnal Kumbhar	P														
५)	Piyush Adhau	P														
६)	Sujan Kulkarni	P														
७)	Ashish Athavale	P														
८)	Aditya Wansik	P														
९)	Pratibha Kumbhar	P														
१०)	Pooni Kumbhar	P														
११)	Soni Bhande	P														
१२)	Rahul Rajbete	P														
१३)	Ashish Athavale	P														
१४)	Milind Pawar	P														
१५)	Ayush Pali	P														
१६)	Sai Mishra	P														
१७)	Keish Kulkarni	P														
१८)	Abhi Mandave	P														
१९)	Om Shinde	P														
२०)	Ashish Athavale	P														
२१)	Jadhav Nile	P														
२२)	Nandini Jadhav	P														
२३)	Yash Kulkarni	P														
२४)	Vedant Ingde	P														
२५)	Vedant Kulkarni	P														

(१९)

## Time Table

पुणे जिल्हा शाळा शिक्षण बोर्ड

पुणे जिल्हा शाळा शिक्षण बोर्ड

संस्था: पुणे जिल्हा शाळा शिक्षण बोर्ड

वर्ग: पुणे जिल्हा शाळा शिक्षण बोर्ड

दिनांक	सोमवार	मंगळवार	बुधवार	गुरुवार	शुक्रवार	शनिवार
1	MATH	ENG	MAR	HIN	MATH	ENG
2	MAR	MATH	HIS	MAR	ENG	HIS
3	SCI 2	GEO	MATH	MATH	MAR	MAR
4	HIS	MAR	SCI 2	SCI 1	GEO	MATH

**अध्यापन**

दिनांक	सोमवार	मंगळवार	बुधवार	गुरुवार	शुक्रवार	शनिवार
5	HIN	HIS	HIN	ENG	HIN	GEO
6	GEO	SCI 1	GEO	HIS	SCI 1	HIN
7	SCI 2	HIN	ENG	GEO	SCI 2	ENV
8	Game	Game	Game	Game	Game	Game

माध्यमिक शाळेतील वर्गावरील अध्यापन :

पाठ क्रमांक	दिनांक	तारिका	विषय	पाठ विषय / पाठ्यांश
1.	1-4-22	second	English	Unit:- Be the Best (Room
2.	2-4-22	Third	English	Unit :- Ants and the Lion
3.	3-4-22	Third	English	Unit :- Trees are the kindest things I know
4.	5-4-22	Third	English	Unit :- Miss Slippery
5.	6-4-22	fourth	English	Units - They Again (Room)
6.	7-4-22	Fifth	History	Chapter - Formation of state of Maharashtra
7.	8-4-22	fifth	History	Chapter - History of Indian Art
8.	9-4-22	Fifth	History	Chapter - The Effect of British Rule
9.	11-4-22	Fifth	History	Chapter - The Freedom struggle 1857
10.	12-4-22	sixth	History	Chapter - Satyagrah movement

पुणे जिल्हा शाळा शिक्षण बोर्ड

पुणे जिल्हा शाळा शिक्षण बोर्ड

संस्था: पुणे जिल्हा शाळा शिक्षण बोर्ड

वर्ग: पुणे जिल्हा शाळा शिक्षण बोर्ड

**4) अध्यापन - कार्यसि नियोजन**

माध्यमिक/उच्च माध्यमिक वर्ग : 9th B दिनांक : 31-03-22

तारिका	सोमवार	मंगळवार	बुधवार	गुरुवार	शुक्रवार	शनिवार
1.	MATH	ENG	MAR	HIN	MATH	ENG
2.	MAR	MATH	HIS	MAR	ENG	HIS
3.	SCI 2	GEO	MATH	MATH	MAR	MAR
4.	HIS	MAR	SCI 2	SCI 1	GEO	MATH

**अध्यापन**

दिनांक	सोमवार	मंगळवार	बुधवार	गुरुवार	शुक्रवार	शनिवार
5.	HIN	HIS	HIN	ENG	HIN	GEO
6.	GEO	SCI 1	GEO	HIS	SCI 1	HIN
7.	SCI 2	HIN	ENG	GEO	SCI 2	ENV
8.	Game	Game	Game	Game	Game	Game

माध्यमिक शाळेतील वर्गावरील अध्यापन :

पाठ क्रमांक	दिनांक	तारिका	विषय	पाठ विषय / पाठ्यांश
1.	1-4-22	second	English	Unit:- Be the Best (Room
2.	2-4-22	Third	English	Unit :- Ants and the Lion
3.	3-4-22	Third	English	Unit :- Trees are the kindest things I know
4.	5-4-22	Third	English	Unit :- Miss Slippery
5.	6-4-22	fourth	English	Units - They Again (Room)
6.	7-4-22	Fifth	History	Chapter - Formation of state of Maharashtra
7.	8-4-22	fifth	History	Chapter - History of Indian Art
8.	9-4-22	Fifth	History	Chapter - The Effect of British Rule
9.	11-4-22	Fifth	History	Chapter - The Freedom struggle 1857
10.	12-4-22	sixth	History	Chapter - Satyagrah movement

(4)



## PTA meetings



## Organizing academic and cultural events

श्रीमती शिवाजी ज्योत्सना डोस्त

**(१३) सांस्कृतिक कार्यक्रम**

प्रत्येक विद्यार्थी कितकने आपल्या घरातील विद्यार्थ्यांचा युगार २ तासाचा सांस्कृतिक कार्यक्रम आयोजित करावा या कार्यक्रमात गीत, नाट्यप्रदर्शन, संवाद, गीत गायन, मनाजा, अंताखरी इ. प्रकारचा समावेश असावा. घराचे कमीत कमी ५ कार्यक्रमे घ्यावेत. विद्यार्थी शिक्षकांनी जगोदर कार्यक्रम निवडवित, बसवून घ्यावेत व नंतरचे ते सादर करावे. वेळोवेळी वर्गशिक्षकांचा सहाय घ्यावा. जमनीय जाण विद्यार्थी यात भाग घेतील असे पहाणे वाचिण्यापूर्ण कार्यक्रम सादर करावेत.

कार्यक्रमाचा दिनांक : 01-05-2022

वेळ : 11:30 to 4:30

**कार्यक्रमाची माहिती :**

ज.क्र.	कार्यक्रमाचे नाव	लगावारा वेळ	भाग घेणारे विद्यार्थी संख्या	साहित्य / साधने
१.	Singing	1 hour	20	Sound System, Speake, Mike et..
२.	Dance Competition	1 hour	20	
३.	Acting	1 hour	15	
४.	Story telling	1 hour	10	
५.	Antakshari	1 hour	12	

**कार्यक्रमाची संक्षिप्त माहिती :**

ज.क्र.	कार्यक्रमाचे नाव	संक्षिप्त माहिती
१.	Singing Competition	Poem, Patriotic Song, Prayers
२.	Dance Competition	Student danced on devotional song.
३.	Story	student show Parable
४.	Acting	they Acting as their favorite Actor.

सांस्कृतिक कार्यक्रमासाठी जमा केलेली साधने/साहित्य-

अ) सांकेतिक : Sound system, mike

ब) वर्गशिक्षकांकडून : Attendance book

क) बालकांकडून : Costume and Jewellery

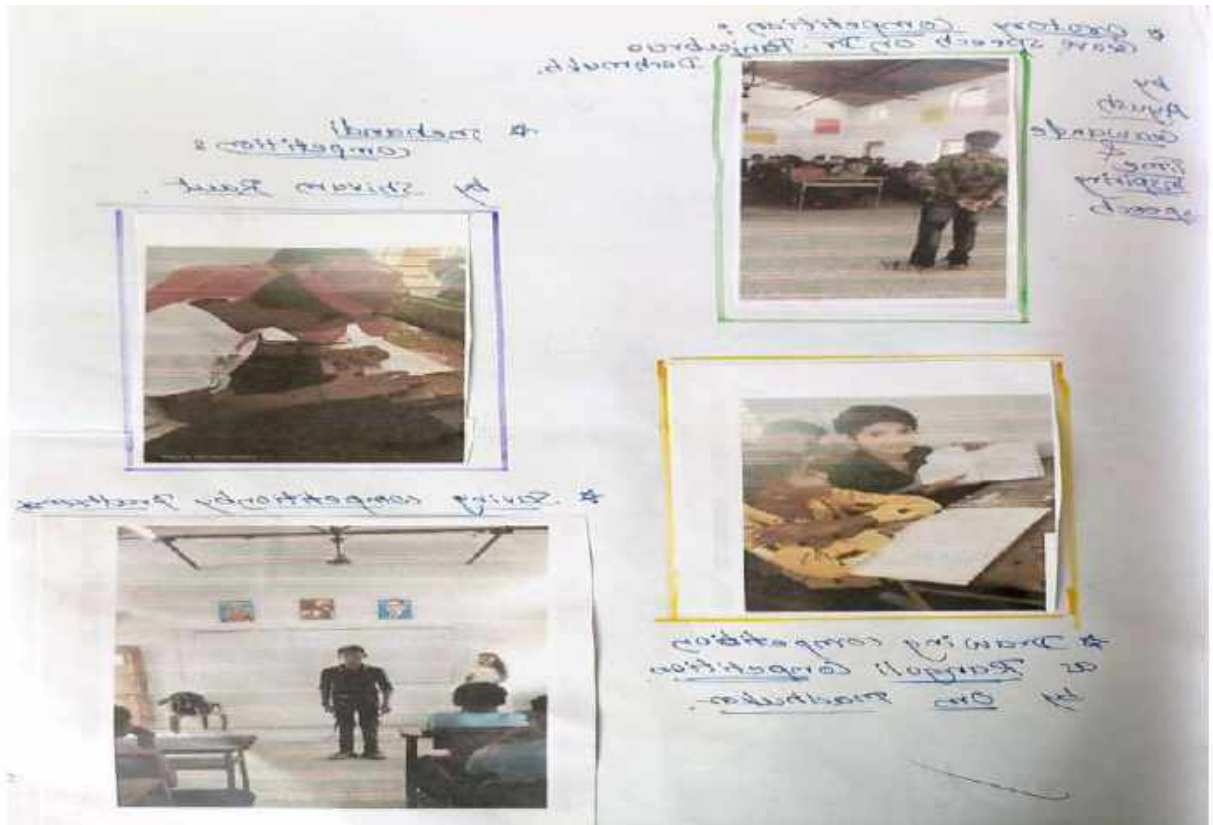
ड) विद्यार्थ्यांकडून : Participation & excitement

फ) विद्यार्थी शिक्षकांनी जमा केलेली : Bluetooth speaker, Mobile

Assistant Professor  
Shri Shyaji College of Education,  
Aurangabad. (१९)







Maintaining documents

विद्यार्थी शिक्षण संस्थेच्या विद्यार्थी

**(१२) शाळेच्या दफ्ताराची माहिती**

अनेक विद्यार्थी शिक्षण संस्थेच्या दफ्ताराची माहिती असावे आवश्यक आहे, प्रत्येक सेवा काळात या माहितीचा सुवात उपयोग होईल, रजिस्टर, धर्मोपदेश, शाळेच्या रकमेची माहिती घ्यावे महत्त्वपूर्ण माहिती काळजीपूर्वक घ्यावी. विशेषतः नंबर १ चे रजिस्टर, शाळेच्या दफ्ताराच्या दफ्तारात, शाळेच्या नंबर नोंद घ्यावे, डेटाबेस रजिस्टर, शाळेच्या फाईल, शाळेच्या रिपोर्ट फाईल, शाळेच्या फाईल, सेवा घ्यावे, शाळेच्या रजिस्टर रकमेची महत्त्वपूर्ण माहिती घ्यावी. याची माहिती वरिष्ठांक, विशेषतः मुख्याध्यापक, प्राध्यापक यांच्याकडून घ्यावी. जस पद्धत्यात अनुभवी मुख्याध्यापकचे व्याख्यात वाचता आघोषित करावे. खालील माहिती काळजीपूर्वक घ्यावी.

**अ) रजिस्टर**

रजिस्टरचे नाव	महत्वाचे रकमे	उपयोग
1) Inward Register	1) Important Columns 2) Date of Receipt of arrival 3) Number 4) Letter No. Date 5) Intended to send team whom received. 6) File Number.	The letters received are recorded in the Register.
2) Out going Register	1) Date 2) Letter Number 3) Name and Address of the Person to whom the letter was sent 4) File No. 5) Using & Purchasing 6) Stamp with deposit.	Letters sent are recorded in the Register.

*Assistant Professor*